

# GREAT ENERGY

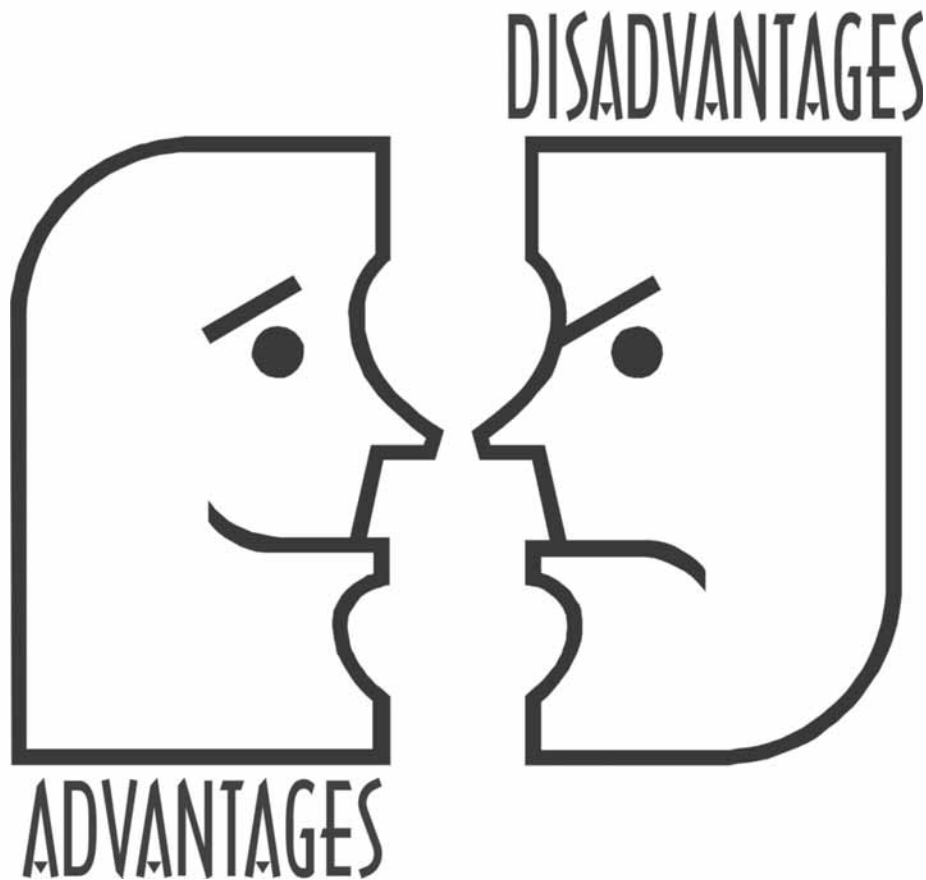
# DEBATE GAME

Students evaluate the advantages and disadvantages of the major energy sources in an innovative debate format.



GRADE LEVEL  
6-12

SUBJECT AREAS  
Science  
Social Studies  
Math  
Language Arts



Putting Energy into Education

NEED Project PO Box 10101 Manassas, VA 20108 1-800-875-5029 [www.NEED.org](http://www.NEED.org)

# Teacher Advisory Board

Shelly Baumann, Rockford, MI  
Constance Beatty, Kankakee, IL  
Sara Brownell, Canyon Country, CA  
Amy Constant, Raleigh, NC  
Joanne Coons, Clifton Park, NY  
Regina Donour, Whitesburg, KY  
Darren Fisher, Houston, TX  
Deborah Fitton, Cape Light Compact, MA  
Linda Fonner, New Martinsville, WV  
Melanie Harper, Odessa, TX  
Viola Henry, Thaxton, VA  
Linda Hutton, Kitty Hawk, NC  
Doug Keaton, Russell, KY  
Barbara Lazar, Albuquerque, NM  
Robert Lazar, Albuquerque, NM  
Hallie Mills, Bonney Lake, WA  
Mollie Mukhamedov, Port St. Lucie, FL  
Don Pruett, Sumner, WA  
Larry Richards, Eaton, IN  
Barry Scott, Stockton, CA  
Joanne Spaziano, Cranston, RI  
Gina Spencer, Virginia Beach, VA  
Tom Spencer, Chesapeake, VA  
Nancy Stanley, Pensacola, FL  
Scott Sutherland, Providence, RI  
Robin Thacker, Henderson, KY  
Doris Tomas, Rosenberg, TX  
Patricia Underwood, Anchorage, AK  
Jim Wilkie, Long Beach, CA  
Carolyn Wuest, Pensacola, FL  
Debby Yerkes, Ohio Energy Project, OH  
Wayne Yonkelowitz, Fayetteville, WV

## **NEED Mission Statement**

*The mission of the NEED Project is to promote an energy conscious and educated society by creating effective networks of students, educators, business, government and community leaders to design and deliver objective, multi-sided energy education programs.*

## **Teacher Advisory Board Vision Statement**

*In support of NEED, the national Teacher Advisory Board (TAB) is dedicated to developing and promoting standards-based energy curriculum and training.*

## **Permission to Copy**

*NEED materials may be reproduced for non-commercial educational purposes.*



# TABLE OF CONTENTS

Correlations to the National Science Standards .....	4
Teacher Guide .....	5
Game Board .....	8
Debate Sheets:	
Biomass .....	9
Coal .....	10
Geothermal .....	11
Hydropower .....	12
Natural Gas .....	13
Petroleum .....	14
Propane .....	15
Solar .....	16
Uranium .....	17
Wind .....	18
Evaluation Form .....	19



*This activity was developed by Rich Ammentorp, Elementary School District 54, Schaumburg, Illinois.*

# Correlations to National Science Standards

*(Bolded standards are emphasized in the unit.)*

## **INTERMEDIATE (GRADES 5-8) CONTENT STANDARD–B: PHYSICAL SCIENCE**

### **TRANSFER OF ENERGY**

The sun is the major source of energy for changes on the earth's surface. The sun loses energy by emitting light. A tiny fraction of that light reaches earth, transferring energy from the sun to the earth. The sun's energy arrives as light with a range of wavelengths.

## **INTERMEDIATE–D: EARTH AND SPACE SCIENCE**

### **STRUCTURE OF THE EARTH SYSTEM**

The solid earth is layered with a lithosphere; hot, convecting mantle; and dense, metallic core.

### **EARTH IN THE SOLAR SYSTEM**

The sun is the major source of energy for phenomena on the earth's surface, such as growth of plants, winds, ocean currents, and the water cycle. Water evaporates from the earth's surface, rises and cools as it moves to higher elevations, condenses as rain or snow, and falls to the surface where it collects in lakes, oceans and rocks underground.

## **INTERMEDIATE–E: SCIENCE AND TECHNOLOGY**

### **UNDERSTANDINGS ABOUT SCIENCE AND TECHNOLOGY**

**Technological solutions are temporary; technological solutions have side effects and technologies cost, carry risks, and provide benefits.**

**Perfectly designed solutions do not exist. All technological solutions have trade-offs, such as safety, cost, efficiency, and appearance. Risk is part of living in a highly technological world. Reducing risk often results in new technology.**

**Technological designs have constraints. Some constraints are unavoidable, such as properties of materials, or effects of weather and friction. Other constraints limit choices in design, such as environmental protection, human safety, and aesthetics.**

## **INTERMEDIATE–F: SCIENCE IN PERSONAL AND SOCIAL PERSPECTIVES**

### **NATURAL HAZARDS**

Human activities can induce hazards through resource acquisition, urban growth, land-use decisions, and waste disposal.

## **SECONDARY (GRADES 9-12) CONTENT STANDARD–B: PHYSICAL SCIENCE**

### **STRUCTURE OF ATOMS**

Fission is the splitting of a large nucleus into smaller pieces. Fusion is the joining of two nuclei at extremely high temperature and pressure, as in the process responsible for the energy of the sun and other stars.

## **SECONDARY–D: EARTH AND SPACE SCIENCE**

### **ENERGY IN THE EARTH SYSTEM**

Global climate is determined by energy transfer from the sun at and near the earth's surface.

## **SECONDARY–F: SCIENCE IN PERSONAL AND SOCIAL PERSPECTIVES**

### **NATURAL RESOURCES**

Human populations use resources in the environment to maintain and improve their existence.

**The earth does not have infinite resources; increasing human consumption places severe stress on the natural processes that renew some resources, and depletes those resources that cannot be renewed.**

Humans use many natural systems as resources. Natural systems have the capacity to reuse waste but that capacity is limited. Natural systems can change to an extent that exceeds the limits of organisms to adapt naturally or humans to adapt technologically.

### **ENVIRONMENTAL QUALITY**

Natural ecosystems provide an array of basic processes that affect humans. Those processes include maintenance of the quality of the atmosphere, generation of soils, control of the hydrologic cycle, disposal of wastes, and recycling of nutrients. Humans are changing many of these basic processes, and the changes may be detrimental to humans.

# Teacher Guide

## GOAL

**TO INVESTIGATE THE ECONOMIC AND ENVIRONMENTAL ADVANTAGES AND DISADVANTAGES OF THE MAJOR ENERGY SOURCES.**

## BACKGROUND

In the **Great Energy Debate Game**, student teams learn about all of the energy sources, then are assigned to represent the different energy sources. Working cooperatively, students develop arguments on the merits of their source over the others.

## CONCEPTS

- We use ten major sources of energy in the United States.
- Some energy sources are nonrenewable; others are renewable.
- Energy is used for transportation, heating, manufacturing, and making electricity.
- Some energy sources affect the environment more than others.
- Some energy sources provide a lot of the energy used in the U.S.; others provide only a small amount.
- Some energy sources provide energy at a low cost; others are more expensive.

## TIME

Two–three 45-minute class periods (*see alternative procedure on page 6*)

## MATERIALS

- A set of **Energy Source Debate Sheets** for each team. (*For younger students, you can use simplified debate sheets found in **Energy in the Balance**.*)
- A set of **YES/NO** cards for the judges.
- A transparency of the **Game Board**.

## PROCEDURE

### Step One—Preparation

- Decide how many energy sources you will be using, depending upon the number of students in the class or group. For large groups of 30 or more, you can use all ten energy sources. For smaller groups, choose fewer energy sources. You need a minimum of three students in each group.
- Make one copy of the **Energy Source Debate Sheets** you will be using for each group.
- If you are using fewer than ten energy sources, make transparencies of the energy source sheets that you are not using. Complete these source sheets as a class after you introduce the activity. This will ensure that the students understand the concepts of advantages/disadvantages and learn about all of the energy sources.

- Make a transparency of the game board.
- Make sets of **YES/NO** cards for the judges.
- Decide who will be in each of the groups. If your students are not used to working in groups, you may want to give them guidelines for group work.

## **Step Two—Introduce unit to the class**

---

- Introduce the **Great Energy Debate Game** to the class, using the concepts as a guide.
- Select a panel of judges. The teacher can serve as the judge, or each group can select one person from their team to serve as a judge. Each judge is given a **YES/NO** card.

## **Step Three—Monitor group work**

---

- Once students are in their groups, explain the procedure. Answer any questions they have about the activity. If you are not using all ten sources, use the transparencies of the sources you are not using to explain the procedure. Have the groups complete the sheet of their source first. This should take about five minutes.
- Have the groups complete the sheets for the other energy sources. This should take about twenty minutes.

## **Step Four—Play the game**

---

**Begin the game by giving the teams the following instructions:**

- The object of this game is to be the first team to reach the top of the game board. The game is played in rounds, with each team given the opportunity to move its token up by giving an advantage of its energy source. You may instead choose to move an opponent's token down by giving a disadvantage of the opponent's energy source.
- The teams will present their advantages or disadvantages to a panel of judges. If a team gives an advantage of its energy source and the judges agree, then the team moves up one space. An opposing team can object to the judges' decision. The opposing team must convince the judges that the statement is not an advantage. The team that stated the advantage will then have the opportunity to defend its position. The judges will vote again and one of two things will happen. The judges may vote in favor of the defending team. In this case, the defending team maintains its new position and the opposing team moves down one space. Or the judges may decide the statement is a disadvantage or just a fact. In this case, the defending team moves back to its original position.
- If a team states a disadvantage to try to move an opposing team down, then the opposing team can defend itself without penalty.
- Ask the first team to give an advantage or disadvantage. Action continues until one team reaches the top line, until time is called, or until each team has had the opportunity to begin a round.
- **DAY ONE**—complete the first round.
- **DAY TWO**—finish the remaining rounds.

## **Step Five—Interpret the game results**

---

**At the conclusion of the game, point out that all sources of energy have advantages and disadvantages. Ask the class the following questions:**

- Why isn't there an obvious winner in this game?
- Even if the game continued, would there be a winner? Why or why not?
- Why do we use energy sources that have negative impacts on the environment?
- What are some other factors that we need to consider in our choice of energy sources?

# ALTERNATIVE PROCEDURE

## Step One—Preparation

- Make one set of **Energy Source Debate Sheets** for each student, plus an additional set for each group.
- Make a transparency of the game board.
- Make a transparency of one of the debate sheets to explain the procedure, if necessary.
- Make sets of **YES/NO** cards for the judges.

## Step Two—Introduce unit to the class

- Introduce the **Great Energy Debate Game** to the class, using the concepts as a guide.
- Distribute one set of debate sheets to each student. Explain the procedure for completing the sheets, using the transparency, if necessary.
- Instruct the students to complete all of the debate sheets individually as classwork or homework.


## Step Three—Monitor group work

- Decide who will be in each of the groups. If your students are not used to working in groups, you may want to give them guidelines for group work.
- Place students into groups. Distribute a set of debate sheets to each group. Have the students complete the debate sheets as a group, using their individual sheets as guides. This should take about thirty minutes.

## Step Four—Play the game—use the instructions on page 6

## Step Five—Interpret the game results—use the instructions on page 6

### SAMPLE













# SOLAR

	IT'S A FACT	RELEVANT	
		ADVANTAGE	DISADVANTAGE
1. The sun's energy is renewable.		X	
2. The sun is 93 million miles from the earth.	X		
3. The sun does not always shine.			X

1. The fact that the sun's energy is renewable is considered an advantage.
2. The sun's distance from the earth is a fact that is neither an advantage nor a disadvantage—it is just information about the source.
3. One of the disadvantages of solar as an energy source is the fact that the sun doesn't always shine.

# GREAT ENERGY DEBATE GAME BOARD

									
BIOMASS	COAL	GEOTHERMAL	HYDROPOWER	NATURAL GAS	PETROLEUM	PROPANE	SOLAR	URANIUM	WIND

↑ ADVANTAGES  
START HERE  
DISADVANTAGES ↓



# BIOMASS

	IT'S A FACT	RELEVANT	
		ADVANTAGE	DISADVANTAGE
1. Biomass is a source of energy from plant materials and animal waste.			
2. Biomass is a renewable energy source; we can grow more biomass.			
3. Biomass is difficult to store and transport because it decays.			
4. As biomass decays, more of its energy is available for use as fuel.			
5. Biomass was the first source of energy harvested and used by humans.			
6. Biomass is found throughout the nation.			
7. The amount of energy stored in biomass is less than the amount of energy stored in an equivalent weight of a fossil fuel.			
8. Biomass can be used as a fuel because it captures and stores radiant energy from the sun through the process of photosynthesis.			
9. About two percent of American homes use biomass (burn wood) for heat.			
10. Biomass is abundant and can be produced almost everywhere in the U.S.			
11. Burning biomass can produce odors and harmful emissions.			
12. Burning biomass in a waste-to-energy plant produces electricity and heat.			
13. Biomass provides 3.3 percent of the nation's energy demand.			
14. Almost 80 percent of biomass energy comes from wood at the present time.			
15. Scientists are developing trees that can be grown to full size in less than half the time of the average tree.			
16. Biomass can be made into ethanol, a transportation fuel that is cleaner-burning than unleaded gasoline and produces less carbon monoxide when burned.			
17. Alcohol fuels made from biomass are domestically produced.			
18. Mixing 10 percent ethanol with gasoline produces E10, a cleaner burning fuel used nationwide.			
19. Burning biomass in a waste-to-energy plant reduces the amount of garbage sent to landfills.			
20. Waste-to-energy plants use scrubbers and other technologies to reduce emissions and odors.			



# COAL

	IT'S A FACT	RELEVANT	
		ADVANTAGE	DISADVANTAGE
1.	Coal is the most abundant fuel in the United States. We have about a 260 year supply at the current rate of consumption.		
2.	Although coal is still being formed today, we use it thousands of times faster than it is formed.		
3.	Coal generates about half of the electricity in the U.S.		
4.	The United States exports about one percent of the coal it produces to other countries.		
5.	Coal has been burned to heat food, living space, and water for thousands of years.		
6.	Today, about 92 percent of U.S. coal is used to make electricity.		
7.	When coal is burned, carbon dioxide, sulfur dioxide, nitrous oxides, and other residues are produced.		
8.	To remove coal buried deep in the earth, mine shafts are constructed to bring the coal to the surface.		
9.	An easier way to mine coal near the earth's surface is to remove the layers of earth to uncover the coal. This is called surface mining.		
10.	Large amounts of land are disturbed in the process of surface mining.		
11.	Surface mines can be restored to grasslands or parks after the coal is removed.		
12.	More than two-thirds of the nation's coal is produced from surface mines.		
13.	The water that filters through abandoned mines can pick up chemicals that pollute the water if the mines are not closed correctly.		
14.	Coal can be turned into other materials or products we can use.		
15.	Coal can be turned into a gas. This process is too expensive to be used to replace oil and natural gas.		
16.	Coal miners can develop lung diseases if they breathe too much coal dust at mine sites.		
17.	New technologies allow coal to be mined and burned in cleaner ways.		
18.	Clean coal technologies require less coal to produce the same amount of electricity.		
19.	The methane gas that is found in much of the coal in the U.S. is a valuable resource.		
20.	The electricity industry spends billions of dollars to reduce harmful emissions from coal.		



# GEOHERMAL

	IT'S A FACT	RELEVANT	
		ADVANTAGE	DISADVANTAGE
1. Geothermal energy comes from heat within the earth.			
2. Examples of geothermal energy are hot springs, volcanoes, and geysers.			
3. Geothermal energy is generated in the earth's core, which is made of magma, or molten iron, surrounding a solid iron center.			
4. Red hot temperatures are continuously produced inside the earth by the slow decay of radioactive particles found in all rocks.			
5. Geothermal energy is renewable. The hot water used by power plants is replenished by precipitation and the geothermal heat is continually produced.			
6. Wells can be built to pump superheated water to the surface.			
7. Geothermal energy is used to produce electricity and to heat buildings.			
8. Geothermal energy was used by ancient people for heating and bathing. Hot springs are said to have therapeutic effects today.			
9. In 1904, the Italians first used steam erupting from the earth to power a turbine generator.			
10. Dry steam reservoirs are the most efficient, but they are very rare.			
11. Geothermal energy is expected to grow in the future. It is estimated that geothermal energy could provide California with a tenth of its electricity in the next ten years.			
12. High temperature geothermal resources capable of producing electricity are not economically available in all parts of the nation.			
13. The most active geothermal resources are found along major tectonic plate boundaries, where magma comes very near the earth's surface.			
14. Geothermal energy produces less than one percent of the electricity consumed in the nation today.			
15. Geothermal energy does little damage to the environment because the plants sit on or near the geothermal reservoirs and do not burn any fuel.			
16. Geothermal steam and hot water contain traces of hydrogen sulfide and other gases, as well as chemicals that are harmful at high concentrations.			
17. The gases and chemicals from geothermal power plants are usually reinjected into the earth.			
18. The temperature of the earth a few feet underground remains constant year round – about 52 degrees Fahrenheit in moderate climates.			
19. Low temperature geothermal energy is available everywhere in the U.S.			
20. Geothermal heat pumps use the earth's constant temperature as an energy source to heat buildings in winter and cool them in summer.			



# HYDROPOWER

	IT'S A FACT	RELEVANT	
		ADVANTAGE	DISADVANTAGE
1. Moving water has been used as a source of energy for thousands of years.			
2. Hydropower is considered one of the cleanest and cheapest energy sources in widespread use today.			
3. Moving water is considered a renewable energy source.			
4. Moving water can turn a turbine to generate electricity.			
5. Hydropower was first used to turn water wheels to grind grain.			
6. Hydroelectric power is considered reliable because dams can be built to store water. Controlling the flow of the stored water allows a power plant to operate in all weather conditions.			
7. About 5-10 percent of total U.S. electricity is generated by hydropower plants, depending on the amount of rainfall.			
8. Hydropower provides the U.S. with almost three percent of our total energy consumption.			
9. In the last 60 years, hydropower production in the United States has increased by 900 percent.			
10. The nation's largest producer of hydroelectric power is the federal government, which operates many large dams and power plants.			
11. There are about 2,000 hydroelectric power dams in the U.S. today.			
12. There are about 63,000 dams that <i>do not</i> have generating plants on them.			
13. If we build generating stations at the most suitable dams and build new dams on suitable rivers, we could nearly double our hydroelectric capacity.			
14. When a hydro dam is built, thousands of acres of nearby land are flooded to create a reservoir.			
15. Flooding alters or destroys many plant and animal habitats in the area.			
16. Dams can disturb the migration and spawning of fish populations in the river.			
17. Dams can alter the natural flow of the river and change the amount of water that reaches communities downstream.			
18. The reservoirs are often developed for recreational purposes, such as boating and fishing.			
19. The use of hydropower in the United States is not expected to increase significantly in the future.			
20. Some countries use hydropower as their main source to produce electricity. South America produces 75 percent of its electricity from hydropower.			



# NATURAL GAS

	IT'S A FACT	RELEVANT	
		ADVANTAGE	DISADVANTAGE
1. Natural gas was formed from the decomposition of tiny sea plants and animals that lived millions of years ago.			
2. The chemical name for natural gas is methane.			
3. Natural gas is odorless; an odorant is added for safety.			
4. Natural gas can be processed and other products recovered from it.			
5. Natural gas is a clean burning fossil fuel.			
6. Usually, natural gas and petroleum are found together in underground deposits.			
7. In the past, oil drillers were not interested in the natural gas that was found at the site of an oil well. Often the gas was burned off at the site and wasted.			
8. The invention of high pressure pipelines has made it possible to ship gas all over the U.S.			
9. Leaks can occur in natural gas pipelines. Fires and explosions can result from these leaks if proper safety precautions are not taken.			
10. More than 20 percent of the natural gas we use comes from offshore wells.			
11. Natural gas is considered a nonrenewable resource.			
12. Today, the U.S. has a large supply of natural gas. There are large reserves of natural gas offshore, on the outer continental shelf, and in the Gulf of Mexico.			
13. Industry is the number one consumer of natural gas.			
14. Natural gas can be used as a clean burning transportation fuel.			
15. It is estimated that natural gas supplies will last from 30 to 50 years at today's prices and consumption rate.			
16. Natural gas accounts for about 21.6 percent of total U.S. energy consumption.			
17. It is estimated that natural gas supplies could last 200 years at higher prices.			
18. More than half of the homes in the U.S. use natural gas for heat.			
19. Natural gas is used to produce peak load electricity because gas furnaces can be brought on line and shut down quickly and efficiently.			
20. Methane is a greenhouse gas. Increasing the levels of greenhouse gases in the atmosphere can affect the global climate.			



# PETROLEUM

	IT'S A FACT	RELEVANT	
		ADVANTAGE	DISADVANTAGE
1. The word petroleum is derived from the word <i>petro</i> meaning rock and the word <i>oleum</i> meaning oil.			
2. Petroleum deposits were formed over millions of years from the remains of marine plants and animals.			
3. Petroleum is a nonrenewable energy source.			
4. Oil deposits are found in many areas, especially along ocean coastlines.			
5. The U.S. imports about two-thirds of the petroleum it uses from other countries.			
6. The U.S. has large petroleum deposits in Alaska and offshore.			
7. Many offshore resources are not now being developed because of federal government regulations against drilling in these areas.			
8. About one third of the oil the U.S. produces comes from offshore wells, mostly in the Gulf of Mexico.			
9. Petroleum straight from the well – crude oil – is not usable. It must be refined into gasoline and other products.			
10. Refining petroleum at different temperatures makes the hydrogen and carbon atoms combine in many different ways.			
11. We get many fuels from refining petroleum – gasoline, kerosene, jet fuel – that can be burned to produce heat, light, electricity, or motion.			
12. Many chemical products from petroleum can be used to make plastics, medicines, fertilizers, and other products.			
13. When petroleum products are burned, harmful emissions are produced.			
14. To protect the environment, oil drilling and production are regulated by federal and state governments.			
15. Oil is transported by pipeline, truck, or tanker to where it is refined and/or used.			
16. If oil is spilled into the water or onto the land, it can cause damage to the environment.			
17. Petroleum products are efficient, economical transportation fuels. Most transportation in the United States is fueled by petroleum products.			
18. Today, gasoline powered vehicles produce fewer emissions than they did in the 1970s because of advances in engine design and fuel formulation.			
19. Petroleum is the United States' leading source of energy, supplying almost 39 percent of the energy used in the U.S.			



# PROPANE

	IT'S A FACT	RELEVANT	
		ADVANTAGE	DISADVANTAGE
1. About half of the propane we use comes from natural gas processing and half from petroleum refining. We import about 10 percent.			
2. Under normal conditions propane is a gas, but under moderate pressure or low temperature, propane becomes a liquid.			
3. Propane is stored as a liquid in pressurized tanks because it takes up 1/270 of the space and is very portable.			
4. Propane becomes a gas when it is released from the pressure in the tank. As a gas, it is used to fuel appliances.			
5. Like natural gas, propane is colorless and odorless. An odorant called mercaptan is added as a safety measure.			
6. Propane is a nonrenewable energy source.			
7. Propane is a clean burning fossil fuel.			
8. Propane is moved through pipelines to distribution terminals.			
9. Propane is taken from distribution terminals to bulk plants by trains, trucks, barges, and supertankers. Here, local dealers fill their small tank trucks and distribute it to their clients.			
10. Propane is mostly used in rural areas that do not have natural gas service. Homes and businesses use it for heating, hot water, cooking, and clothes drying.			
11. Half of all America's farms rely on propane to dry crops, power tractors, heat greenhouses, and warm chicken houses.			
12. Propane is also used by taxicab companies, government agencies, and school districts to fuel their vehicles.			
13. Propane is clean burning and leaves car engines free of deposits. Engines fueled by propane also emit fewer pollutants.			
14. There is a slight drop in miles per gallon when propane is used to fuel vehicles.			
15. Propane isn't widely used as a transportation fuel because it is not as conveniently available.			
16. An automobile engine must be adjusted to use propane, which can be costly.			
17. Propane gas is heavier than air and can explode if a leak occurs.			
18. Propane is slightly more expensive than natural gas, heating oil, or kerosene.			
19. Propane is clean burning; it is used to power indoor vehicles such as forklifts.			
20. Propane supplies and price are tied to oil and natural gas supplies and costs.			



# SOLAR

	IT'S A FACT	RELEVANT	
		ADVANTAGE	DISADVANTAGE
1. The sun radiates more energy in one second than people have used since time began.			
2. The sun is a big gas ball made up mostly of hydrogen and helium gas. It produces radiant energy in a process called nuclear fusion.			
3. Harnessing radiant energy from the sun is difficult because the energy that reaches the earth is very spread out.			
4. Only a small part of the solar energy radiated ever reaches the earth.			
5. It takes the sun's energy just over eight minutes to travel 93 million miles to the earth.			
6. Solar energy is a renewable energy source.			
7. Solar energy is used to heat buildings and water and to generate a small amount of electricity.			
8. The amount of solar energy reaching an area depends on the time of day, season of the year, cloud coverage, and geographic location.			
9. Most of the solar energy we use every day cannot be measured.			
10. A solar collector can be used to capture sunlight and change it into usable heat energy.			
11. An active solar home in the Northern Hemisphere uses special collectors facing south to absorb sunlight and change it into heat. Air or water flows through the collector and is warmed by the heat.			
12. Passive solar homes do not need special equipment.			
13. Photovoltaic cells can convert radiant energy from the sun directly into electricity.			
14. Photovoltaic comes from the words <i>photo</i> meaning light and <i>volt</i> , a measurement of electricity.			
15. Photovoltaic – or PV – systems are expensive and are used mainly to generate electricity in remote areas.			
16. Small PV cells are used to power roadside telephones, calculators, and toys.			
17. PV cells convert about 10 percent of the energy they receive into electricity.			
18. Electricity from PV cells costs about \$0.20/kWh. The average cost of electricity in the U.S. today is about \$0.09/kWh.			
19. Large solar systems can take up a large amount of land.			



# URANIUM

	IT'S A FACT	RELEVANT	
		ADVANTAGE	DISADVANTAGE
1. In 1939, scientists discovered that certain atoms could be split. The splitting of these atoms releases a great deal of energy.			
2. Over one hundred nuclear power plants using uranium for fuel are operating in the U.S.			
3. Nuclear plants provide about 20 percent of the electricity generated in the U.S.			
4. A nuclear reactor can supply a large amount of energy using a very small amount of fuel.			
5. The construction of nuclear power plants is very expensive compared to fossil fuel plants.			
6. Nuclear reactors do not burn uranium to generate electrical power, they split the uranium atoms—so their emissions are minimal.			
7. Uranium is easy to transport.			
8. Uranium is very inexpensive.			
9. The U.S. has abundant supplies of uranium. Today, however, we import most of the uranium used in power plants because it is cheaper to do so.			
10. Nuclear power plants produce electricity by heating water into steam in the same way as fossil fuel plants.			
11. Workers at nuclear power plants receive less radiation from the plant than they do from other sources like medical x-rays and color TV sets.			
12. Some parts of reactors become radioactive after they have been used.			
13. Radioactive waste from nuclear power plants is stored underground in huge concrete tanks or in spent fuel pools at the plant sites.			
14. A permanent nuclear waste repository has been approved at Yucca Mountain, Nevada.			
15. Uranium is a nonrenewable energy source.			
16. A nuclear power plant produces a lot of waste heat. If this heat is put into a moving water system, the water temperature can increase.			
17. The main health risk from a nuclear power plant is potential radiation exposure.			
18. Nuclear power plants in the U.S. are highly regulated and very safe.			
19. An accident at a nuclear power plant could cause widespread damage if people or the environment were exposed to high-level radioactivity.			
20. There has been renewed interest in nuclear power in the U.S. in the last few years as concern over global climate change has increased.			



# WIND

	IT'S A FACT	RELEVANT	
		ADVANTAGE	DISADVANTAGE
1. Wind is air in motion caused by the uneven heating of the earth's surface by the sun.			
2. Wind turbines do not cause air or water pollution because no fuel is burned to generate electricity.			
3. Wind is a renewable source of energy.			
4. Wind turbines operate on average about three-fourths of the time, though not always at capacity.			
5. For hundreds of years, windmills were used to grind wheat and corn, to pump water, and to cut wood at sawmills.			
6. Wind turbines have turning blades to collect the wind's kinetic energy. The blades are connected to drive shafts that turn generators to make electricity.			
7. Wind plants can convert 30-40 percent of the wind's kinetic energy into electricity.			
8. When the wind is not blowing, other sources of electricity must be used.			
9. The locations of wind farms are carefully planned—good sites include the tops of smooth, rounded hills, open plains or shorelines, and mountain gaps.			
10. Wind turbines provide the U.S. with enough electricity to power several large cities.			
11. Wind power plants, or wind farms, are clusters of dozens of wind machines spread over a large area. The land around the wind turbines can also be used for grazing or growing crops.			
12. Wind farms are often owned and operated by business people who sell the electricity to utility companies.			
13. Wind turbines can be used in remote areas that do not otherwise have access to electricity.			
14. Almost every state has the capacity to produce electricity from wind.			
15. The U.S. produces about a tenth of the world's wind energy.			
16. Older wind turbines are very noisy; new technologies have eliminated most noise.			
17. Wind turbines can injure birds that fly into the spinning blades.			
18. It costs about \$.04/kWh to produce electricity from wind power plants.			
19. New wind turbines can generate electricity at about the same cost as coal-fired plants.			
20. Wind turbines can be located in offshore areas where there are plentiful wind resources.			

# GREAT ENERGY DEBATE GAME

## Evaluation Form

**State:** \_\_\_\_\_ **Grade Level:** \_\_\_\_\_ **Number of Students:** \_\_\_\_\_

- |  |     |    |
|--|-----|----|
| 1. Did you conduct the entire activity?                        | Yes | No |
| 2. Were the instructions clear and easy to follow?             | Yes | No |
| 3. Did the activity meet your academic objectives?             | Yes | No |
| 4. Was the activity age appropriate?                           | Yes | No |
| 5. Were the allotted times sufficient to conduct the activity? | Yes | No |
| 6. Was the activity easy to use?                               | Yes | No |
| 7. Was the preparation required acceptable for the activity?   | Yes | No |
| 8. Were the students interested and motivated?                 | Yes | No |
| 9. Was the energy knowledge content age appropriate?           | Yes | No |
| 10. Would you use the activity again?                          | Yes | No |

How would you rate the activity overall (excellent, good, fair, poor)?

How would your students rate the activity overall (excellent, good, fair, poor)?

What would make the activity more useful to you?

Other Comments:

Please fax or mail to:

**NEED Project**  
**PO Box 10101**  
**Manassas, VA 20108**  
**FAX: 1-800-847-1820**

# NEED National Sponsors and Partners

American Association of Blacks in Energy	FPL Energy Encounter–FL	National Renewable Energy Laboratory
American Electric Power	First Roswell Company	New Jersey Department of Environmental Protection
American Electric Power Foundation	Florida Department of Environmental Protection	New York Power Authority
American Petroleum Institute	Foundation for Environmental Education	North Carolina Department of Administration–State Energy Office
American Solar Energy Society	Robert Gorham	Nebraska Public Power District
American Wind Energy Association	Guam Energy Office	New Mexico Oil Corporation
Aramco Services Company	Halliburton Foundation	New Mexico Landman’s Association
Armstrong Energy Corporation	Gerald Harrington, Geologist	New York State Energy Research and Development Authority
Association of Desk & Derrick Clubs	Houston Museum of Natural Science	Offshore Energy Center/Ocean Star/OEC Society
All Wild About Kentucky’s Environment	Hydropower Research Foundation	Offshore Technology Conference
Robert L. Bayless, Producer, LLC	Illinois Clean Energy Community Foundation	Ohio Energy Project
BP Foundation	Illinois Department of Commerce and Economic Opportunity	Pacific Gas and Electric Company
BP	Independent Petroleum Association of America	Petroleum Equipment Suppliers Association
BP Alaska	Independent Petroleum Association of New Mexico	Poudre School District–CO
BP Solar	Indiana Office of Energy and Defense Development	Puerto Rico Energy Affairs Administration
Bureau of Land Management–U.S. Department of the Interior	Interstate Renewable Energy Council	Puget Sound Energy
C&E Operators	Iowa Energy Center	Roswell Desk and Derrick Club
Cape and Islands Self Reliance	Kentucky Clean Fuels Coalition	Roswell Geological Society
Cape Cod Cooperative Extension	Kentucky Office of Energy Policy	Rhode Island State Energy Office
Cape Light Compact–Massachusetts	Kentucky Oil and Gas Association	Sacramento Municipal Utility District
L.J. and Wilma Carr	Kentucky Propane Education and Research Council	Saudi Aramco
Center for the Advancement of Process Technology–College of the Mainland–TX	Kentucky River Properties LLC	Schlumberger
Chesapeake Public Schools–VA	Keyspan	Sentech, Inc.
Chesterfield County Public Schools–VA	KidWind	Shell Exploration and Production
Chevron	Llano Land and Exploration	Snohomish County Public Utility District–WA
Chevron Energy Solutions	Long Island Power Authority–NY	Society of Petroleum Engineers
City of Melrose–MA	Maine Energy Education Project	David Sorenson
Colorado Energy Science Center	Maine Public Service Company	Southwest Gas
ComEd	Marianas Islands Energy Office	Spring Branch Independent School District–TX
ConEd Solutions	Maryland Energy Administration	Tennessee Department of Economic and Community Development–Energy Division
ConocoPhillips	Massachusetts Division of Energy Resources	Toyota
CPS Energy	Michigan Energy Office	TransOptions, Inc.
Cypress-Fairbanks Independent School District–TX	Michigan Oil and Gas Producers Education Foundation	TXU Energy
Dart Foundation	Minerals Management Service–U.S. Department of the Interior	University of Nevada–Las Vegas, NV
Desk and Derrick of Roswell, NM	Mississippi Development Authority–Energy Division	United Illuminating Company
Devon Energy	Montana Energy Education Council	U.S. Environmental Protection Agency
Dominion	Narragansett Electric–A National Grid Company	U.S. Department of Energy
Dominion Foundation	NASA Educator Resource Center–WV	U.S. Department of Energy–Hydrogen, Fuel Cells and Infrastructure Technologies
Duke Energy Kentucky	National Alternative Fuels Training Center–West Virginia University	Virgin Islands Energy Office
Duke Energy Indiana	National Association of State Energy Officials	Virginia Department of Mines, Minerals and Energy
Duke Energy North Carolina	National Association of State Universities and Land Grant Colleges	Virginia Department of Education
Duke Energy South Carolina	National Hydropower Association	Virginia General Assembly
East Kentucky Power	National Ocean Industries Association	Wake County Public Schools–NC
EnCana		Western Kentucky Science Alliance
Energy Information Administration–U.S. Department of Energy		W. Plack Carr Company
Energy Training Solutions		Yates Petroleum
Energy and Mineral Law Foundation		
Energy Training Solutions		
Equitable Resources		
Escambia County School District–FL		