
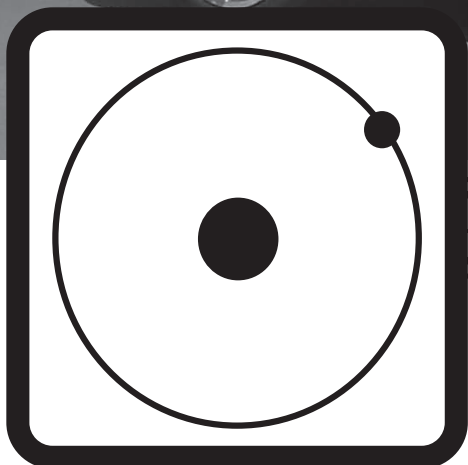


2012-2013

# H<sub>2</sub> Educate

## Student Guide



National Energy Education Development Project

INTERMEDIATE AND SECONDARY



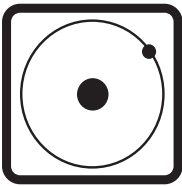
## 2013 Youth Awards for Energy Achievement

All NEED schools have outstanding classroom-based programs in which students learn about energy. Does your school have student leaders who extend these activities into their communities? To recognize outstanding achievement and reward student leadership, The NEED Project conducts the National Youth Awards Program for Energy Achievement.

This program combines academic competition with recognition to acknowledge everyone involved in NEED during the year—and to recognize those who achieve excellence in energy education in their schools and communities. What's involved? Students and teachers set goals and objectives, and keep a record of their activities. In April, students combine their materials into scrapbooks and send them in and write summaries of their projects for inclusion in the Annual Report.

Want more info? Check out [www.need.org/Youth-Awards](http://www.need.org/Youth-Awards) for more application and program information, previous winners and photos of past events.





# Hydrogen: A Fuel for Today and Tomorrow

## The Energy Picture in the United States Today

The United States consumes a lot of **energy**, more energy than any other country in the world. We use almost a million dollars worth of energy each minute, 24 hours a day, every day of the year. With less than five percent of the world's population, we consume 19.6 percent of the world's total energy production.

The average American uses 4.4 times more energy than the world's average per capita figure. We use energy to power our homes, businesses, and industrial plants, and to move people and goods from one place to another.

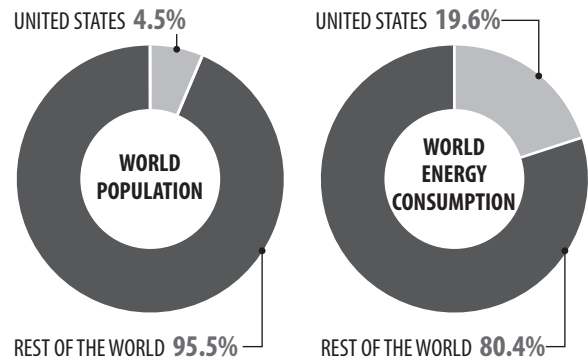
We rely on energy to make our lives productive, comfortable, and enjoyable. Sustaining this quality of life requires that we use our energy resources wisely and find new sources of energy for the future. If we as consumers make good decisions about the energy we use at home and in business and industry, we can accomplish even more with the same amount of energy.

Today, most of the energy we use—92 percent—comes from **nonrenewable** energy sources such as coal, natural gas, petroleum, and uranium. Just over eighty-three percent of the energy we use comes from **fossil fuels**, which can pollute the environment when they are burned.

In addition, the world has limited reserves of nonrenewable energy sources. They take millions of years to form, so we cannot make more to meet our future needs. It is estimated that the United States has about 119-249 years of coal reserves and over 100 years of natural gas reserves at the present rate of consumption.

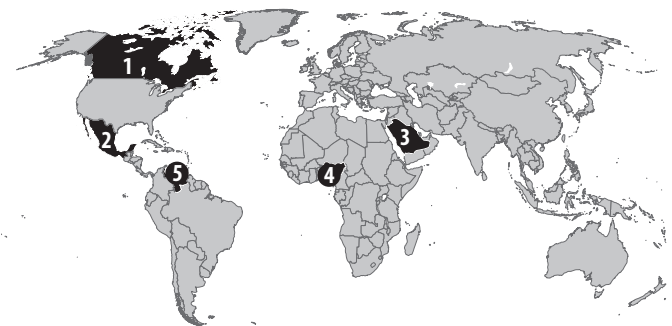
We cannot produce enough petroleum to meet our needs. Today we are importing about 49 percent of our crude oil supply from foreign countries. Many experts predict that oil production will soon begin to decrease worldwide and demand will continue to increase, as countries like China and India become more industrialized. There will be increasing competition for the available petroleum. In ten years, five dollars a gallon for gasoline might seem like a real bargain!

## Population Versus Energy Consumption



Data: Energy Information Administration

## Top Sources of U.S. Imported Oil, 2010



- 1. Canada, non-OPEC
- 2. Mexico, non-OPEC
- 3. Saudi Arabia, OPEC
- 4. Nigeria, OPEC
- 5. Venezuela, OPEC

Percentage of Imports from Persian Gulf: 14.5%

Percentage of Imports from OPEC Nations: 41.6%

Data: Energy Information Administration

## U.S. Consumption of Energy by Source, 2010

### Nonrenewable Energy Sources and Percentage of Total Energy Consumption



**PETROLEUM 35.10%**  
Uses: transportation, manufacturing



**NATURAL GAS 25.17%**  
Uses: heating, manufacturing, electricity



**COAL 21.26%**  
Uses: electricity, manufacturing



**URANIUM 8.62%**  
Uses: electricity



**PROPANE 1.63%**  
Uses: heating, manufacturing

### Renewable Energy Sources and Percentage of Total Energy Consumption



**BIOMASS 4.39%**  
Uses: heating, electricity, transportation



**HYDROPOWER 2.56%**  
Uses: electricity



**WIND 0.94%**  
Uses: electricity



**GEOTHERMAL 0.22%**  
Uses: heating, electricity



**SOLAR 0.11%**  
Uses: heating, electricity

Data: Energy Information Administration

## Looking to the Future

To meet future energy challenges, the United States is expanding the use of **renewable** energy sources such as solar, wind, **biomass**, hydropower, and geothermal energy, and considering the increased use of nuclear power. The government and many private enterprises are also conducting research to use nonrenewable energy sources more cleanly and efficiently and to use alternative fuels such as **hydrogen**.

Many people think that hydrogen will be an important fuel in the future because it meets so many requirements of a good energy system. Experts agree the ideal energy system should include the characteristics listed below.

### The Ideal Energy System...

- should rely on domestic energy sources.
  - should be able to utilize a variety of energy sources.
  - should produce few harmful pollutants and greenhouse gas emissions.
- should be **energy efficient** (high energy output compared to the energy input).
- should be accessible (easy to find, produce, or harness).
  - should result in stable energy prices.

## What is Hydrogen?

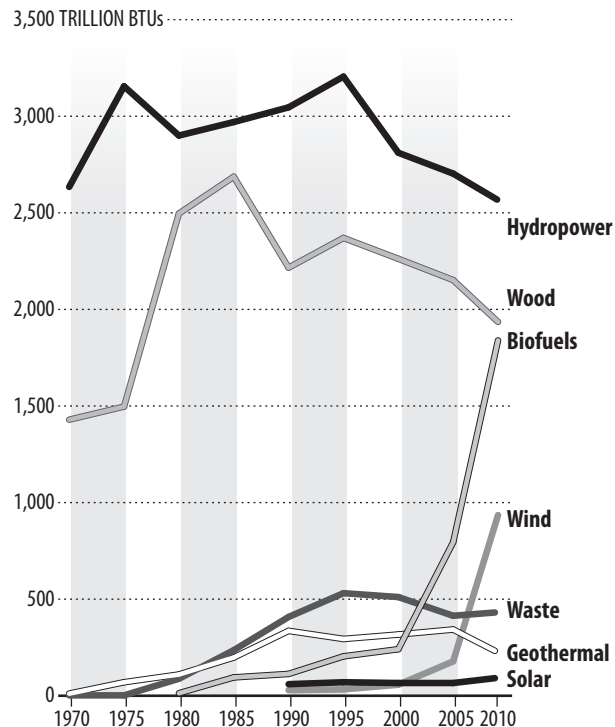
Hydrogen is the simplest **element** known to exist. Most atoms of hydrogen have one **proton** and one **electron**. It is the lightest element and a gas at normal temperature and pressure. Hydrogen is also the most abundant element in the universe and the source of all the energy we receive from the sun. Hydrogen has the highest energy content of any common fuel by weight, but the lowest energy content by volume.

The sun is basically a giant ball of hydrogen and helium gases. In the sun's core, the process of **fusion** is continually taking place. During fusion, hydrogen **nuclei** fuse to become one helium atom of a higher atomic number. This transformation of matter releases energy as radiation.

This **radiant energy** is our most important energy source. It gives us light and heat and makes plants grow. It causes the wind to blow and the rain to fall. It is stored as **chemical energy** in fossil fuels. Most of the energy we use originally came from the sun's radiant energy.

On Earth, hydrogen is found only in **compound** form. Combined with **oxygen**, it is **water (H<sub>2</sub>O)**. Combined with carbon, it forms organic compounds such as **methane (CH<sub>4</sub>)**, coal, and petroleum. It is also a component of all growing things—biomass.

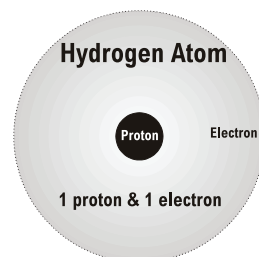
## Growth of Renewable Energy Sources



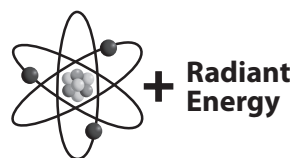
Data: EIA

## Hydrogen

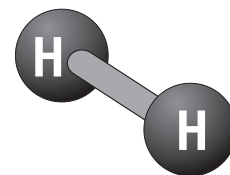
### HYDROGEN ATOM



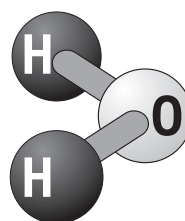
### FUSION



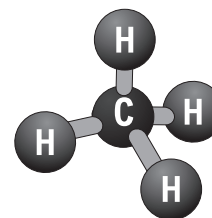
### HYDROGEN MOLECULE



### WATER MOLECULE



### METHANE MOLECULE





## Atomic Structure

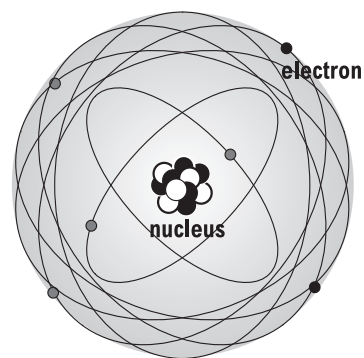
What exactly is the force we call **electricity**? It is moving electrons. Everything in the universe is made of **atoms** or particles of atoms—every star, every tree, every animal. The human body, water, and air are made of atoms, too. Atoms are the building blocks of the universe. They are so small that millions of them would fit on the head of a pin. Atoms are made of even smaller particles. The center of an atom is called the **nucleus**. It is made of **subatomic** particles called protons and **neutrons**. The protons and neutrons are very small, but electrons, which spin around the nucleus at great distances, are much smaller. If the nucleus were the size of a marble, the atom would be 100 yards in diameter—the length of a football field—and the electrons themselves would be too small to see.

If you could see an atom, it would look a little like a tiny center of balls surrounded by giant clouds (**energy levels**). Electrons are held in their energy levels by electrical force. The protons and electrons are attracted to each other. They both carry an **electrical charge**. An electrical charge is a force within the particle.

Protons have a positive charge (+) and electrons have a negative charge (-). The positive charge of the protons is equal to the negative charge of the electrons. Opposite charges attract each other. When an atom is in balance, it has an equal number of protons and electrons. The neutrons carry no charge and their number can vary. Neutrons act as glue to hold the nucleus together.

An element is a substance in which all of the atoms are chemically identical. The number of protons in an atom determines the kind of atom or element it is. The stable **isotope** form of hydrogen, for example, has one proton and one electron, with no neutrons. Every stable isotope of carbon has six protons, six electrons, and six neutrons.

## Carbon Atom



The electrons usually remain at a relatively constant distance from the nucleus in well defined regions according to their energy levels. The level closest to the nucleus can hold two electrons. The outer levels can hold up to eight. The electrons in the levels closest to the nucleus have a strong force of attraction to the protons. Sometimes, the electrons in the outermost levels do not. The electrons farthest from the nucleus are called valence electrons and are the electrons involved in chemical reactions.

Atoms are more stable when their outer levels are full. Atoms with one, two, or three valence electrons can lose those electrons to become more stable. Atoms with five, six, or seven valence electrons can gain electrons to become more stable. Less stable atoms can also share electrons with other atoms to become more stable.

**Ions** are atoms or groups of atoms that have gained or lost electrons and are electrically charged. An atom that has lost an electron has lost a negative charge and is a positive ion. An atom that has gained an electron has gained a negative charge and is a negative ion.

## Chemical Bonding

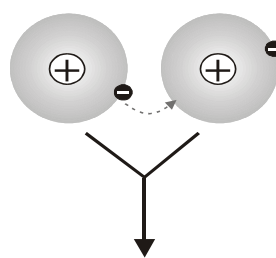
Chemical compounds are formed when two or more atoms join together in a chemical bond. In chemical bonds, atoms can either transfer or share their valence electrons. Stable compounds are formed when the total energy of the compound is less than that of the separate atoms.

**Ionic Bond**—An ionic bond is formed when **valence electrons** from one atom are removed and attached to another atom. The resulting ions have opposite charges and are attracted to each other. Ionic bonds are common between metals and nonmetals to form compounds such as sodium chloride or salt—NaCl.

**Covalent Bond**—A covalent bond is formed when two atoms share electrons. Covalent bonds usually occur between two nonmetals. Water— $H_2O$ —is an example of covalent bonding.

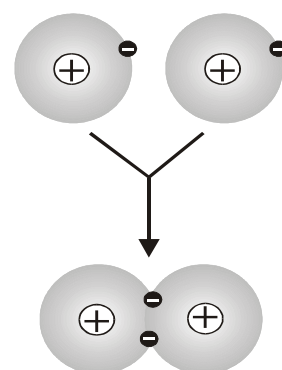
## Chemical Bonding

### Ionic Bond



Transfer of Electron

### Covalent Bond



Sharing of Electrons

# The Periodic Table of the Elements

In 1869, Dmitri Mendeleev, a Russian scientist, introduced the first periodic table. Mendeleev had arranged the elements according to their **atomic mass**—the average mass of one atom of the element. He then put the elements in rows according to their chemical and physical properties. Mendeleev's periodic table was not perfect, but it led to the periodic table used by scientists today.

The modern periodic table is arranged according to the **atomic numbers** of the elements, as well as according to patterns of properties of the elements. The properties of the elements repeat in each horizontal row or period. The elements in each vertical column or group have similar properties as well, although the similarities are stronger in some groups than in others.

Each element of the periodic table is represented by a rectangular box. The box includes information about that element. The information listed in the periodic table below include the element's atomic symbol, atomic number, atomic mass number, and name.

The atomic symbol is a one or two-letter symbol that identifies the element. Many elements are named after the scientists that discovered them. The atomic number of an element is the number of protons in the nucleus of the atom. The atomic mass number is the average mass of one atom of the element.

Group												18 VIIIA																													
1 IA		2 IIA		3 IIIB			4 IVB				5 VB		6 VIB		7 VIIB		8 VIII		9 VIII		10 VIII		11 IB		12 IIB		13 IIIA		14 IVA		15 VA		16 VIA		17 VIIA		18 VIIIA				
1	<b>H</b> Hydrogen 1.00794																									2	<b>He</b> Helium 4.002602														
2	<b>Li</b> Lithium 6.941	<b>Be</b> Beryllium 9.012182																									<b>B</b> Boron 10.811	<b>C</b> Carbon 12.0107	<b>N</b> Nitrogen 14.0067	<b>O</b> Oxygen 15.9994	<b>F</b> Fluorine 18.9984032	<b>Ne</b> Neon 20.1797									
3	<b>Na</b> Sodium 22.989770	<b>Mg</b> Magnesium 24.3050																									<b>Al</b> Aluminum 26.981538	<b>Si</b> Silicon 28.0855	<b>P</b> Phosphorus 30.973761	<b>S</b> Sulfur 32.065	<b>Cl</b> Chlorine 35.453	<b>Ar</b> Argon 39.948									
4	<b>K</b> Potassium 39.0983	<b>Ca</b> Calcium 40.078	<b>Sc</b> Scandium 44.955910	<b>Ti</b> Titanium 47.867	<b>V</b> Vanadium 50.9415	<b>Cr</b> Chromium 51.9961	<b>Mn</b> Manganese 54.938049	<b>Fe</b> Iron 55.845	<b>Co</b> Cobalt 58.933200	<b>Ni</b> Nickel 58.6934	<b>Cu</b> Copper 63.546	<b>Zn</b> Zinc 65.409	<b>Ga</b> Gallium 69.723	<b>Ge</b> Germanium 72.64	<b>As</b> Arsenic 74.92160	<b>Se</b> Selenium 78.96	<b>Br</b> Bromine 79.904	<b>Kr</b> Krypton 83.798																							
5	<b>Rb</b> Rubidium 85.4678	<b>Sr</b> Strontium 87.62	<b>Y</b> Yttrium 88.90585	<b>Zr</b> Zirconium 91.224	<b>Nb</b> Niobium 92.90638	<b>Mo</b> Molybdenum 95.94	<b>Tc</b> Technetium (98)	<b>Ru</b> Ruthenium 101.07	<b>Rh</b> Rhodium 102.90550	<b>Pd</b> Palladium 106.42	<b>Ag</b> Silver 107.8682	<b>Cd</b> Cadmium 112.411	<b>In</b> Indium 114.818	<b>Sn</b> Tin 118.710	<b>Sb</b> Antimony 121.760	<b>Te</b> Tellurium 127.60	<b>I</b> Iodine 126.90447	<b>Xe</b> Xenon 131.293																							
6	<b>Cs</b> Cesium 132.90545	<b>Ba</b> Barium 137.327																									<b>Hf</b> Hafnium 178.49	<b>Ta</b> Tantalum 180.9479	<b>W</b> Tungsten 183.84	<b>Re</b> Rhenium 186.207	<b>Os</b> Osmium 190.23	<b>Ir</b> Iridium 192.217	<b>Pt</b> Platinum 195.078	<b>Au</b> Gold 196.96655	<b>Hg</b> Mercury 200.59	<b>Tl</b> Thallium 204.3833	<b>Pb</b> Lead 207.2	<b>Bi</b> Bismuth 208.98038	<b>Po</b> Polonium (209)	<b>At</b> Astatine (210)	<b>Rn</b> Radon (222)
7	<b>Fr</b> Francium (223)	<b>Ra</b> Radium (226)																									<b>Rf</b> Rutherfordium (261)	<b>Db</b> Dubnium (262)	<b>Sg</b> Seaborgium (266)	<b>Bh</b> Bohrium (264)	<b>Hs</b> Hassium (277)	<b>Mt</b> Meitnerium (268)	<b>Uun</b> Ununnilium (281)	<b>Uuu</b> Unununium (272)	<b>Uub</b> Ununbium (285)	<b>Uuq</b> Ununquadium (289)	<b>Uuh</b> Ununhexium (292)				
			Lanthanides																																						
			<b>57 La</b> Lanthanum 138.9055	<b>58 Ce</b> Cerium 140.116	<b>59 Pr</b> Praseodymium 140.90765	<b>60 Nd</b> Neodymium 144.24	<b>61 Pm</b> Promethium (145)	<b>62 Sm</b> Samarium 150.36	<b>63 Eu</b> Europium 151.964	<b>64 Gd</b> Gadolinium 157.25	<b>65 Tb</b> Terbium 158.92534	<b>66 Dy</b> Dysprosium 162.500	<b>67 Ho</b> Holmium 164.93032	<b>68 Er</b> Erbium 167.259	<b>69 Tm</b> Thulium 168.93421	<b>70 Yb</b> Ytterbium 173.04	<b>71 Lu</b> Lutetium 174.967																								
			Actinides																																						
			<b>89 Ac</b> Actinium (227)	<b>90 Th</b> Thorium 232.0381	<b>91 Pa</b> Protactinium 231.03588	<b>92 U</b> Uranium 238.02891	<b>93 Np</b> Neptunium (237)	<b>94 Pu</b> Plutonium (244)	<b>95 Am</b> Americium (243)	<b>96 Cm</b> Curium (247)	<b>97 Bk</b> Berkelium (247)	<b>98 Cf</b> Californium (251)	<b>99 Es</b> Einsteinium (252)	<b>100 Fm</b> Fermium (257)	<b>101 Md</b> Mendelevium (258)	<b>102 No</b> Nobelium (259)	<b>103 Lr</b> Lawrencium (262)																								

## How is Hydrogen Made?

Since hydrogen gas is not found by itself on Earth, it must be manufactured. There are many ways to do this. The fact that hydrogen can be produced using so many different domestic resources is an important reason why it is a promising **energy carrier**. With hydrogen, we will not need to rely on a single resource or technology to meet our energy needs.

**STEAM REFORMING:** Industry produces hydrogen by steam reforming, a process in which high-temperature steam separates hydrogen atoms from carbon atoms in methane (CH<sub>4</sub>), as shown to the right.

Today, most of the hydrogen produced by steam reforming is not used as fuel but in industrial processes. Steam reforming is the most cost-effective way to produce hydrogen today and accounts for about 95 percent of the hydrogen produced in the U.S. Because of its limited supply, however, we cannot rely on natural gas to provide hydrogen over the long term. Instead, we will need to produce hydrogen using other resources and technologies, such as those listed below.

**ELECTROLYSIS:** Another way to make hydrogen is by electrolysis—splitting water into its basic elements, hydrogen and oxygen. Electrolysis involves passing an electric current through water (H<sub>2</sub>O) to separate the water molecules into hydrogen (H<sub>2</sub>) and oxygen (O<sub>2</sub>) gases.

The electricity needed for electrolysis can come from a power plant, windmill, photovoltaic cells or any other electricity generator. If the electricity is produced by renewable energy or nuclear power, there is no net increase in greenhouse gases added to the atmosphere. Hydrogen produced by electrolysis is extremely pure, but it is very expensive because of equipment costs and other factors. On the other hand, water is renewable and abundant in many areas.

Technological advances to improve efficiency and reduce costs will make electrolysis a more economical way to produce hydrogen in the future.

**PHOTOELECTROCHEMICAL PRODUCTION: Photoelectrolysis** uses sunlight to split water into hydrogen and oxygen. A semiconductor absorbs solar energy and acts as an **electrode** to separate the water molecules.

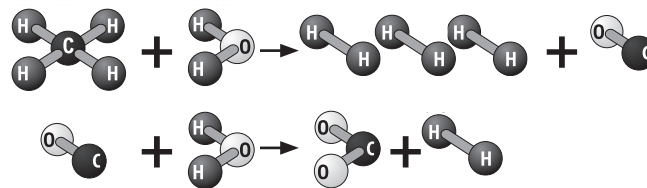
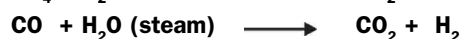

**BIOMASS GASIFICATION:** In biomass gasification, wood chips and agricultural wastes are super-heated until they turn into hydrogen and other gases. Biomass can also be used to provide the heat.

**PHOTOBIOLOGICAL MICROBIAL PRODUCTION:** Scientists have discovered that some algae and bacteria produce hydrogen under certain conditions, using sunlight as their energy source. Experiments are underway to find ways to induce these microbes to produce hydrogen efficiently.

**COAL GASIFICATION WITH CARBON SEQUESTRATION:** In this process, coal is gasified (turned into a gas) with oxygen under high pressure and temperature to produce hydrogen and **carbon monoxide (CO)**. Steam (H<sub>2</sub>O) is added to the CO to produce hydrogen and **carbon dioxide (H<sub>2</sub> and CO<sub>2</sub>)**. The carbon dioxide is captured and sequestered (stored) to prevent its release into the atmosphere.

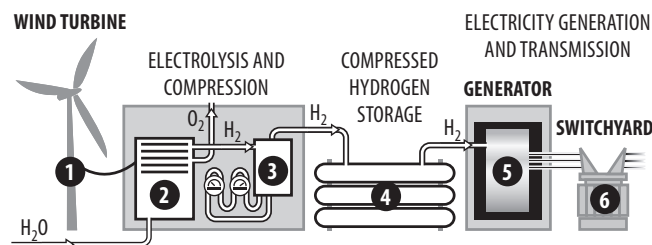
**NUCLEAR THERMOCHEMICAL:** In this experimental process, the heat from a controlled nuclear reaction is used to decompose water into hydrogen and oxygen in a series of complex chemical reactions.

## Steam Reforming



## Wind to Hydrogen

The National Renewable Energy Laboratory and Xcel Energy launched an innovative wind-to-hydrogen (Wind2H<sub>2</sub>) project that uses electricity from wind turbines (or photovoltaic panels) to produce and store hydrogen, offering what may become an important new template for future energy production.



### How it works:

1. Wind turbines use the wind's energy to generate electricity. Electricity is transported to the electrolysis unit.
2. Electricity is used to split water (H<sub>2</sub>O) into hydrogen (H<sub>2</sub>) and oxygen (O<sub>2</sub>).
3. The hydrogen diaphragm compressor compresses the hydrogen gas produced from the electrolyzers at 150 psi (pounds per square inch) to the storage pressure of 3,500 psi.
4. The hydrogen can be stored and used later to generate electricity from an internal combustion engine or a fuel cell. The steel tanks can store up to 85 kilograms of hydrogen at 3,500 psi.
5. The internal combustion engine runs on stored hydrogen and generates electricity that will be sent onto the utility grid for use during peak demand.
6. Electricity is sent to a switchyard, where a transformer increases the voltage, allowing it to travel through the electric grid.

## PHOTOBIOLOGICAL PRODUCTION



Image courtesy of DOE/NREL, credit Warren Gretz

**Researchers are using green algae to produce hydrogen.**

## Hydrogen as a Fuel

Many experts believe that hydrogen is an important fuel for the future. It is abundant, clean, flexible, and can be produced from many different domestic resources. The advantages of hydrogen include the following:

1. Hydrogen resources are abundant in the United States and the world.
  - Hydrogen is a component of many abundant compounds on Earth, including water, hydrocarbons, and carbohydrates.
  - It can be produced from a variety of resources (water, fossil fuels, biomass) and is a byproduct of other chemical processes.
  - All regions of the world have hydrogen-containing resources.
2. Hydrogen is a domestic fuel.
  - The United States has a wide variety of hydrogen resources, including plentiful water, biomass, natural gas, and coal. This diversity and abundance would help keep energy prices stable.
  - Every area of the country has the ability to produce hydrogen from regional resources.
  - Using domestic energy resources increases national security.
3. Hydrogen is a clean fuel.
  - Using hydrogen as a transportation fuel can significantly reduce air pollution—hydrogen fuel cell vehicles produce no tailpipe emissions except heat and water.
  - If hydrogen is produced by electrolysis using renewable energy sources, there are no harmful emissions.
  - Using hydrogen as a fuel can reduce **greenhouse gas** emissions, especially if it is produced using renewable resources, nuclear energy, or fossil fuels such as coal coupled with carbon sequestration (capturing the carbon-based emissions and preventing them from entering the atmosphere).
  - If hydrogen is produced from fossil fuels at large centralized facilities, it is much easier to minimize emissions at these sites than it is to reduce emissions from individual petroleum-fueled vehicles.

## HYDROGEN FUEL CELL VEHICLE



Image courtesy of DOE/NREL, credit Keith Wipke

4. Hydrogen is a flexible fuel.
  - Hydrogen can be produced from a variety of resources.
  - Hydrogen can be produced on-site in small quantities for local use (**distributed generation**) or in large quantities at production plants (**centralized generation**).
  - Hydrogen can be used in **fuel cells** to generate electricity, with only water and heat as by-products, and fuel cells can be used to power almost anything, from laptops to buildings to vehicles.
  - Hydrogen can be used as a transportation fuel for motor vehicles. It can be used to power forklifts and airport baggage trucks.
  - Hydrogen can be used to provide electricity and heat for buildings, and can be used in place of batteries for video cameras and radios.
  - Hydrogen can be used in manufacturing processes in the industrial sector.
  - Hydrogen fuel cells can be used in remote places that cannot be reached by power lines.
  - Hydrogen, like electricity, is an efficient energy carrier, although it is not a primary energy resource.

## What is an Energy Carrier?

An energy carrier is a substance or system that moves energy in a usable form from one place to another. Electricity is the most well-known energy carrier. We use electricity to move the energy in coal, uranium, and other energy sources from power plants to homes and businesses. We use electricity to move the energy in flowing water from hydropower dams to consumers. It is much easier to use electricity than the energy sources themselves.

Some energy sources can also be energy carriers. Petroleum and natural gas, for example, are energy sources. They are also energy carriers because we transport them from place to place and they are in usable form. Uranium, on the other hand, can be transported

from place to place, but we cannot really use it at home to produce usable energy. It is an energy source, but not an energy carrier.

Hydrogen is an energy carrier, not an energy source. Like electricity, hydrogen must be produced from another substance, so it is not considered an energy source. Electricity is difficult to store in sufficient quantities for long periods of time. Once hydrogen has been produced, however, it can be stored and transported to where it is needed. Its potential for storing and transporting renewable energy is especially high.



## Uses of Hydrogen

The U.S. hydrogen industry currently produces about nine million metric tons of hydrogen a year. Most of this hydrogen is used for industrial applications such as refining, treating metals, and food processing.

Hydrogen-powered vehicles are on the road today, but it will be a while before you can walk into your local car dealer and drive away in one. There are only 56 hydrogen fueling stations operating today and only nine stations in California are open to the public.

Can you imagine how huge the task would be to quickly change the gasoline-powered transportation system we have today? Just think of the thousands of filling stations across the country and the production and distribution systems that serve them. Changing the nation's transportation system will take lots of time and money.

In the future, hydrogen will join electricity as an important energy carrier since it can be made safely from a variety of energy resources and is virtually non-polluting. It can be used as a fuel for zero-emissions vehicles, to heat homes and offices, to produce electricity for buildings and portable devices, and to fuel aircraft.

As the production of electricity from renewable energy sources increases, so will the need for energy storage and transportation. Many of these sources—especially solar and wind—are located far from population centers and produce electricity only part of the time. Hydrogen, which can be produced by electrolyzing water using renewable energy, may be the perfect carrier for this energy. It can store the energy and distribute it to wherever it is needed.

Before hydrogen can make a significant contribution to the U.S. energy picture, many new systems must be designed and built. There must be sufficient production facilities and a distribution system to support widespread use, and consumers must have the technology and confidence in its safety to use it.

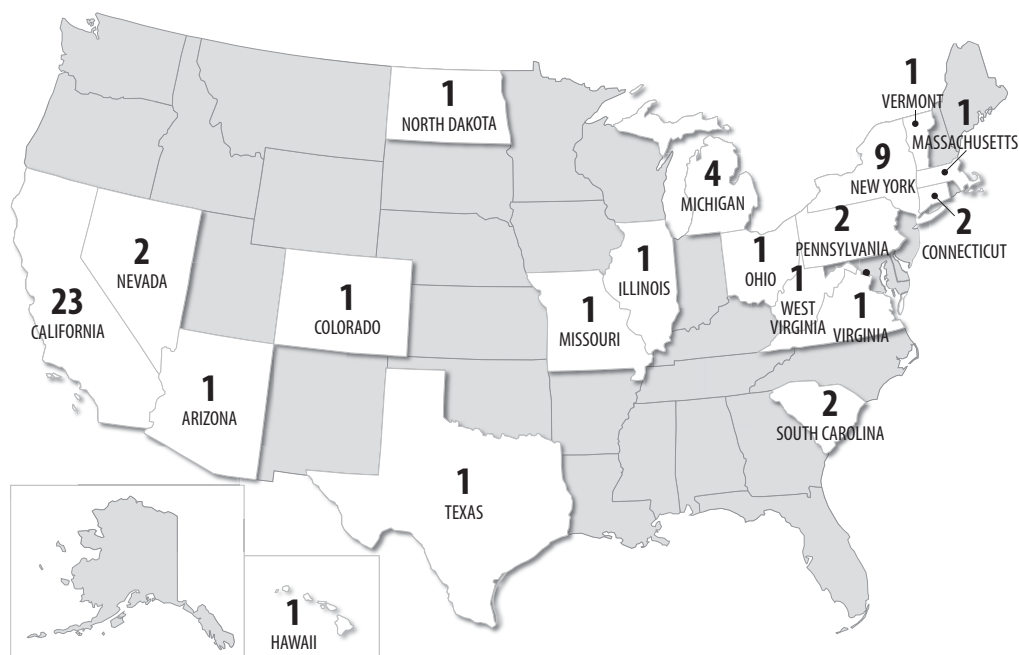
## SPACE SHUTTLE

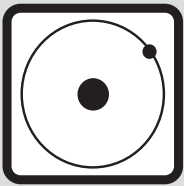


Image courtesy of NASA

**Today hydrogen's main use as a fuel is in the NASA space program. Liquid hydrogen was the fuel that propelled the space shuttles since the 1980s. While the space shuttles have been retired, liquid hydrogen is still the fuel used internationally in launching satellites and future space vehicles. Since hydrogen has the highest energy density of any fuel, it is the perfect fuel for space travel, for which keeping weight down is important.**

## Number of Hydrogen Fueling Stations by State, 2012





# What is a Fuel Cell?

A fuel cell is a device that produces a chemical reaction between substances, generating an electric current in the process. It is an **electrochemical energy conversion device**. Everyone uses another electrochemical energy conversion device—a battery. A battery contains substances that produce an electric current as they react. When all of the substances have reacted, the battery is dead; it must be replaced or recharged.

With a fuel cell, the substances (in this case, hydrogen and oxygen) are stored outside of the device. As long as there is a supply of hydrogen and oxygen, the fuel cell can continue to generate an electric current, which can be used to power motors, lights, and other electrical appliances. There are many types of fuel cells, but the most important technology for transportation applications is the **polymer electrolyte** (or proton exchange) **membrane or PEM** fuel cell. A PEM fuel cell converts hydrogen and oxygen into water, producing an electric current during the process.

The **anode** is the negative side of the fuel cell. The anode has channels to disperse the hydrogen gas over the surface of the **catalyst**, which lines the inner surfaces of the anode and **cathode**. Hydrogen gas under pressure enters the fuel cell on the anode side and reacts with a catalyst.

The catalyst is a special material—usually made of platinum—that facilitates the reaction of hydrogen and oxygen. The catalyst splits the hydrogen gas into two hydrogen ions ( $2\text{H}^+$ ) and two electrons ( $2\text{e}^-$ ). The electrons flow through the anode to an external **circuit**, through a load where they perform work, to the cathode side of the cell.




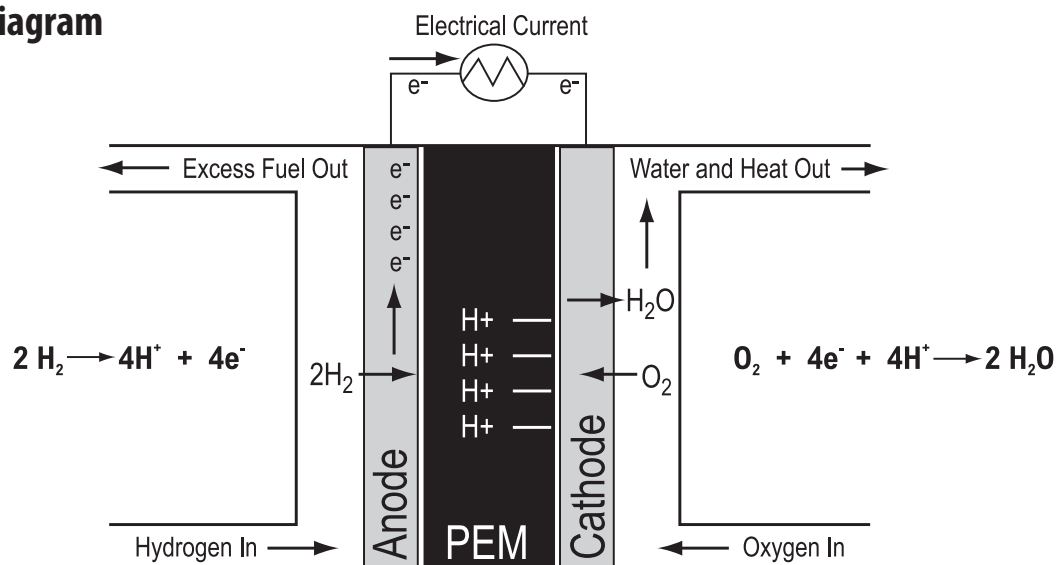
Image courtesy of DOE/NREL, credit Matt Stiveson

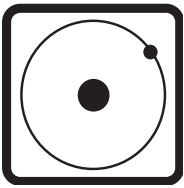
**A 5 kW fuel cell (large cell), 25 watt fuel cell (three cell stack), 30 watt fuel cell (smaller cell held in hands).**

The polymer electrolyte membrane is a specially treated material that conducts positive ions (protons), but blocks electrons from flowing through the **membrane**. Electrons flow through a separate circuit (that can be used to do work) as they travel to the cathode.

The cathode is the positive side of the fuel cell. It has channels to distribute oxygen gas to the surface of the catalyst. The oxygen reacts with the catalyst and splits into two oxygen atoms. Each oxygen atom picks up two electrons from the external circuit to form an oxygen ion ( $\text{O}^{2-}$ ) that combines with two hydrogen ions ( $2\text{H}^+$ ) to form a water molecule ( $\text{H}_2\text{O}$ ).

## PEM Cell Diagram





# The Challenges of Hydrogen

## Hydrogen Storage

Hydrogen can be stored in many ways, but all have advantages and disadvantages. Safety, cost, efficiency, and ease of use are important considerations.

- Hydrogen can be stored as a gas at standard temperature and pressure. Hydrogen can be stored safely this way, but it is not efficient; a small amount of hydrogen energy takes up a very large amount of space.
- Hydrogen gas can be compressed and stored in high-pressure tanks. Hydrogen gas takes up less space when it is compressed, but it still has much lower energy content than the same volume of gasoline. A compressed hydrogen tank would have to be many times larger than a gasoline tank to hold an equivalent amount of energy. It also takes energy to compress the gas, and the storage tanks to hold the hydrogen must meet strict safety standards since any compressed gas can be dangerous.
- Hydrogen gas can be liquefied (turned into a liquid) by compressing it and cooling it to a very low temperature ( $-253^{\circ}\text{C}$ ). But it requires a lot of energy to compress and cool the gas, and storage tanks must be reinforced and super-insulated to keep the liquid hydrogen cold.
- Hydrogen can also be stored using materials-based technologies—within the structure or on the surface of certain materials, as well as in chemical compounds that undergo chemical reactions to release the hydrogen. With these technologies, hydrogen is tightly bound with other elements in a compound (or storage material), which may make it possible to store larger quantities of hydrogen in smaller volumes at low pressure at near room temperature.

Hydrogen can be stored in materials through **absorption**, in which hydrogen is absorbed directly into the storage material; **adsorption**, in which hydrogen is stored on the surface of the storage material; or in compound form, in which hydrogen is contained within a chemical compound and released in a chemical reaction.

## Hydrogen Distribution

Today, most hydrogen is transported short distances, mainly by pipeline. There are about 700 miles of hydrogen pipelines in the United States. Longer distance distribution is usually by tanker trucks carrying hydrogen in liquefied form. There is no nationwide hydrogen **distribution system**.

The cost of building a new nationwide system of pipelines for hydrogen would be very costly. Researchers are looking into ways to use the existing natural gas pipeline system, but there are problems to be solved. Hydrogen can permeate the natural gas pipes and fittings, causing them to become brittle and rupture.

### HYDROGEN STORAGE TANK



Image courtesy of DOE/NREL, photo credit Keith Wipke  
Hydrogen can be stored in high-pressure tanks.

### PIPELINES



Hydrogen can be transported via pipeline, truck, rail, and barge.

For many applications, **distributed generation** (producing hydrogen where it will be used) may be a solution. Buildi7ngs and fueling stations can use small reformers to produce the hydrogen they need from other fuels such as natural gas and ethanol.

Wind turbines, solar panels, and other renewables can power electrolyzers (systems that split water into hydrogen and oxygen by electrolysis) to also produce hydrogen close to where it will be used.



## Hydrogen Safety

Like any fuel we use today, hydrogen is an energy-rich substance that must be handled properly to ensure safety. Several properties of hydrogen make it attractive compared to other volatile fuels when it comes to safety. Important hydrogen properties relating to safety are described below.

- Hydrogen is much lighter than air and rises at a speed of almost 20 meters per second—two times faster than helium and six times faster than natural gas. When released, hydrogen quickly rises and dilutes into a non-flammable concentration.
- An explosion cannot occur in a tank or any contained location that contains only hydrogen; oxygen would be needed.
- Hydrogen burns very quickly, sometimes making a loud noise that can be mistaken for an explosion.

The energy required to initiate hydrogen **combustion** is significantly lower than that required for other common fuels such as natural gas or gasoline.

- Hydrogen is odorless, colorless, and tasteless—so it is undetectable by human senses. Hydrogen equipment, and facilities where hydrogen is used, have leak detection and ventilation systems. Natural gas is also odorless, colorless, and tasteless; industry adds an odorant called mercaptan to natural gas so people can detect it. Odorants cannot be used with hydrogen, however, because there is no known odorant “light enough” to travel with hydrogen (remember, it’s the lightest element in the universe).

- Although the flame itself is just as hot, a hydrogen flame produces a relatively small amount of radiant heat compared to a hydrocarbon flame. This means that hydrogen flames can be difficult to detect (they’re also nearly invisible in daylight) but, with less radiant heat, the risk of sparking secondary fires is reduced with a hydrogen flame.

- Any gas except oxygen can cause asphyxiation (oxygen deprivation) in high enough concentrations. Since hydrogen is buoyant and diffuses rapidly, it is unlikely that a situation could occur in which people were exposed to high enough concentrations of hydrogen to become asphyxiated.

- Hydrogen is non-toxic and non-poisonous. It will not contaminate groundwater and a release of hydrogen is not known to contribute to air or water pollution.

## Hydrogen and Our Energy Future

Hydrogen offers the promise of a clean and secure energy future, but its widespread use by consumers nationwide will require major changes in the way we produce, deliver, store, and use energy.

Some fuel cells are commercially available today for specific applications—fueling fork lifts, providing emergency back-up power, and powering some portable equipment—but there are several important technical challenges that must be solved before we see hydrogen at local fueling stations and fuel cell vehicles in auto dealer showrooms.

**Reducing the cost of hydrogen:** The cost of hydrogen, including the cost of producing and delivering it, must be similar to or less

## HYDROGEN FLAME




Image courtesy of DOE/NREL, photo credit Warren Gretz

## RESEARCH AND DEVELOPMENT

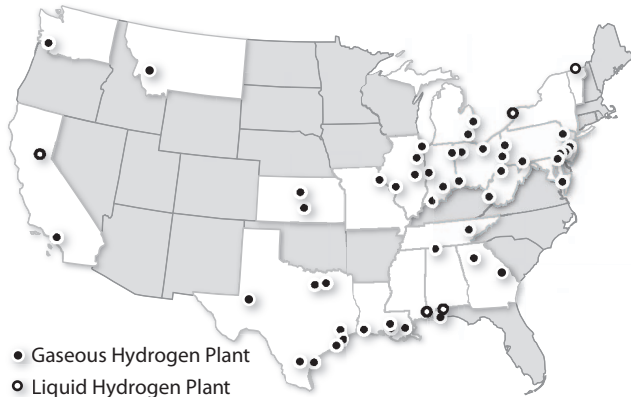


Image courtesy of DOE/NREL, photo credit Robert Remick

**Researchers are designing and testing hydrogen sensors. Because hydrogen is colorless and odorless, sensors are key safety elements of hydrogen facilities.**



## Hydrogen Production Plants



than the cost of fuels we use today. Researchers are working to lower the cost of production equipment and to find ways to make production processes more efficient, which will lower the cost of hydrogen for consumers.

**Reducing fuel cell cost and improving durability:** Fuel cells are currently more expensive than conventional power systems such as the engines used in cars today. Researchers are working to develop technologies that will lower the cost of fuel cells and ensure that fuel cell systems can operate reliably for long periods of time in a wide range of weather and temperature conditions.

**Improving hydrogen storage technology:** Most people expect to be able to drive their cars more than 300 miles before having to refuel. Even in a highly efficient fuel cell vehicle, today's hydrogen storage technology does not allow drivers to travel more than 300 miles between fill-ups. Scientists are researching ways to improve storage technology and to identify new ways to store hydrogen on board a vehicle to achieve a 300+ mile driving range.

**Educating consumers:** In addition to research, hydrogen education is also necessary to support a hydrogen economy. Consumers must be familiar with hydrogen in order to feel as comfortable driving and refueling a hydrogen fuel cell vehicle as they do driving and refueling a gasoline vehicle. Government, industry, and the education system also need knowledgeable students with an interest in hydrogen to become the future researchers, engineers, scientists, technicians, and educators.

## Jobs in Fuel Cell Technologies

*Adapted from the U.S. DOE Office of Energy Efficiency and Renewable Energy*

Currently, fuel cell technologies are in small, specific markets. However, as research and development continues to bring the cost of fuel cell technologies down, it is expected that the industry will grow significantly. In one scenario, vehicle applications of fuel cells could open up 675,000 new jobs between 2020 and 2050.

Employment opportunities will open up in businesses that develop, manufacture, operate, and maintain the fuel cell systems. Jobs will also become available in business that produce and deliver the hydrogen and other fuels used by these systems.

### Fuel Cell Technology Jobs

- Mechanical engineers
- Chemists
- Chemical engineers
- Electrical engineers
- Materials scientists
- Laboratory technicians
- Factory workers
- Machinists
- Industrial engineers
- Power plant operators
- Power plant maintenance staff
- Bus, truck and other fleet drivers
- Vehicle technicians
- Fueling infrastructure installers
- Hydrogen production technicians

For more information on training programs, colleges, and universities offering programs in fuel cell and hydrogen science, visit [www.fuelcells.org/ced/education/html#ed](http://www.fuelcells.org/ced/education/html#ed).


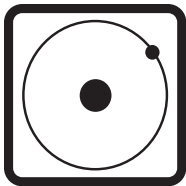


Image courtesy of DOE/NREL, photo credit Dennis Schroeder

**Today, many jobs related to hydrogen are found in science labs. In the future, a wide variety of jobs will be available.**



# Hydrogen Information Web Links



**Ames Laboratory:** [www.ameslab.gov](http://www.ameslab.gov)

**Argonne National Laboratory:** [www.anl.gov](http://www.anl.gov)

**Brookhaven National Laboratory:** [www.bnl.gov](http://www.bnl.gov)

**California Fuel Cell Partnership:** <http://cafcp.org>

**Energy Information Administration:** [www.eia.gov](http://www.eia.gov)

**Fuel Cells 2000:** [www.fuelcells.org](http://www.fuelcells.org)

**Fuel Cell and Hydrogen Energy Association:** [www.fchea.org](http://www.fchea.org)

**Hydrogen and Fuel Cells Interagency Working Group:** [www.hydrogen.gov](http://www.hydrogen.gov)

**International Partnership for the Hydrogen Economy:** [www.iphe.net](http://www.iphe.net)

**Lawrence Berkeley National Laboratory:** [www.lbl.gov](http://www.lbl.gov)

**Lawrence Livermore National Laboratory:** [www.llnl.gov](http://www.llnl.gov)

**Los Alamos National Laboratory:** [www.lanl.gov](http://www.lanl.gov)

**National Energy Education Development Project:** [www.need.org](http://www.need.org)

**National Energy Technology Laboratory:** [www.netl.doe.gov](http://www.netl.doe.gov)

**National Renewable Energy Laboratory:** [www.nrel.gov/hydrogen/projects.html](http://www.nrel.gov/hydrogen/projects.html)

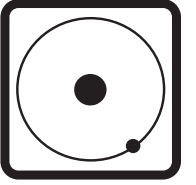
**Oak Ridge National Laboratory:** [www.ornl.gov](http://www.ornl.gov)

**Pacific Northwest National Laboratory:** [www.pnl.gov](http://www.pnl.gov)

**Sandia National Laboratory:** [www.sandia.gov](http://www.sandia.gov)

**Savannah River National Laboratory:** <http://srnl.doe.gov>

**U.S. Department of Energy Hydrogen and Fuel Cells Program:** [www.hydrogen.energy.gov](http://www.hydrogen.energy.gov)



# Hydrogen in Society

Role Group: \_\_\_\_\_

Question 1

Question 2

Question 3

Question 4

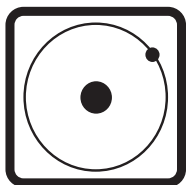
Essential Details

Essential Details

Essential Details

Essential Details

So What? What's important to understand about this?



# Hydrogen in Society Organizer

**Facts**

**Advantages**

**Opinions**

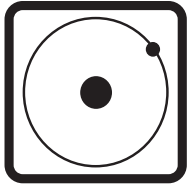
**Hydrogen**

**2**

**Future**

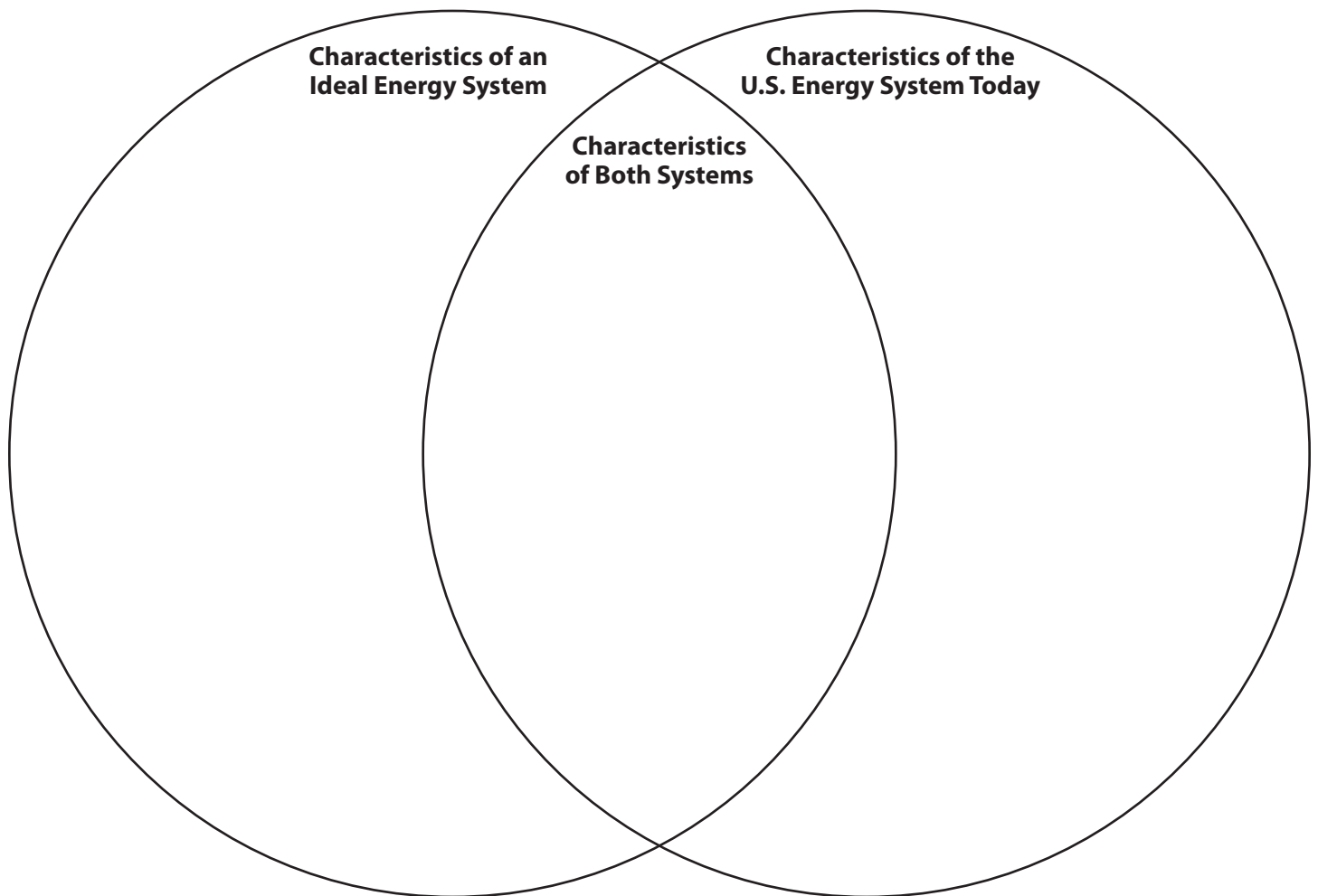
**Disadvantages**

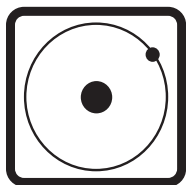




# Comparing Energy Systems

Use the information in the background material to complete the Venn diagram below to compare the U.S. Energy System today to an Ideal Energy System. Underline the most important problem with the U.S. Energy System today and write a paragraph explaining why you think it is important and what you think should be done to solve the problem.





# The Science of Hydrogen

As you read the information in the background material, complete the activities below.

**What is  
Hydrogen?**

**Fusion**


**Hydrogen**

**2**


**Radiant  
Energy**

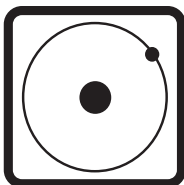
**Hydrogen  
Compounds**

Draw an atom of nitrogen. Make the protons black, the neutrons green, and the electrons red.



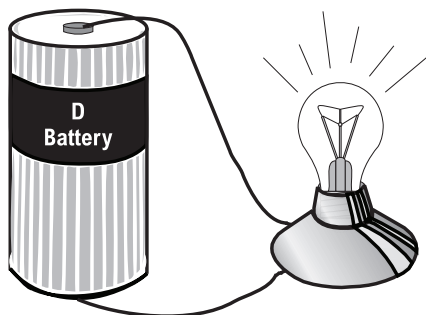
Discover a new element, name it, give it a symbol, and put it in the Periodic Table.





# Electrochemistry and Electrolysis

**Electrochemistry** is a branch of chemistry that studies the production of electricity by chemical reactions (such as the reactions in batteries and fuel cells) and chemical changes that can be produced by electrical current (such as the electrolysis of water).



**Voltaic cells**, such as batteries or fuel cells, convert chemical energy into electrical energy. The primary parts of a voltaic cell are electrodes and an electrolyte. An **electrode** is a **conductor** that can carry electrons to or from a substance and has a chemical reaction that occurs on its surface. The

negative electrode, which is attached to the part of the battery in which free electrons are produced, is called the **anode**. The reaction that creates free electrons is called **oxidation**.

The electrode on which electrons are consumed is called the **cathode** and is labeled as the positive electrode. The reaction that consumes free electrons is called **reduction**. If the battery is attached to a **circuit**, free electrons from the anode travel through the circuit to the cathode. These moving electrons are **electricity** and can be used to do work (lighting a bulb in a flashlight, for example).

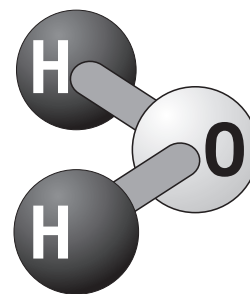
An **electrolyte** is used to separate the electrodes and carry ions between them. An **ion** is an atom or group of atoms that has lost or gained one or more electrons, giving it a positive or negative charge, respectively. Many different ions can be used in voltaic cells. The batteries used in cell phones, laptop computers or iPods, have lithium ions, while PEM (polymer electrolyte membrane) fuel cells have protons (hydrogen ions).

There are several types of voltaic cells. A **dry cell** is a voltaic cell in which the electrolyte is a paste. A flashlight battery is an example of a dry cell. Lead-acid storage batteries, such as those used in cars, have a liquid electrolyte and contain a group of cells connected together. **Fuel cells** are voltaic cells in which an external fuel (usually hydrogen) undergoes a chemical reaction—oxidation—producing an electric current.

**Electrolysis** is the opposite process of that which occurs in a voltaic cell. Electrolysis is a process that uses an electrical current to produce a chemical reaction. The container in which electrolysis is carried out is called an **electrolytic cell**.

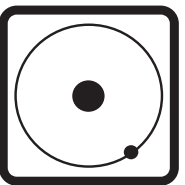
Distilled water does not conduct well because distilled water contains few ions. The atoms in water are held together by **covalent bonds** (shared electrons) and are more difficult to break apart than atoms with **ionic bonds** (electronic attraction). The addition of a small amount of an electrolyte such as sodium chloride (NaCl—table salt), sodium hydroxide (NaOH—caustic soda), or sodium sulfate ( $\text{Na}_2\text{SO}_4$ ) allows water to conduct ions more easily. In water, these electrolytes **dissociate** (form negative and positively charged species in solution) and allow for ion conduction.

The chemical formula for water is  $\text{H}_2\text{O}$ . A water molecule is a **polar molecule**—the hydrogen atoms have a positive character and the oxygen atom has a negative character. During electrolysis, the water molecules undergo a **decomposition reaction**, producing hydrogen ( $\text{H}_2$ ) and oxygen ( $\text{O}_2$ ), by applying an electric driving force. This decomposition is an **endothermic reaction** that requires the constant addition of energy to sustain.

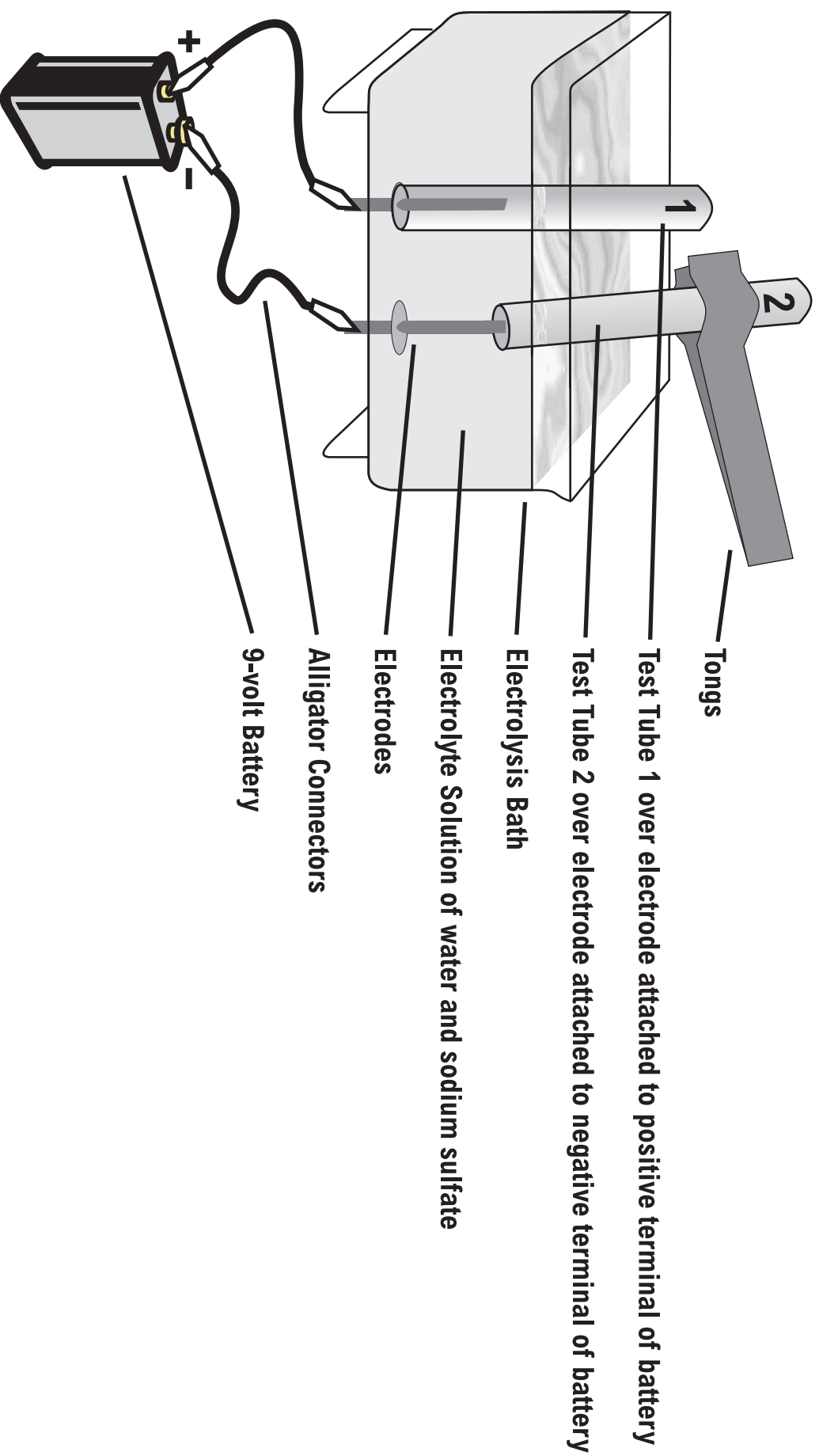


In the experiment you will conduct, a battery will provide the driving force and energy for the electrolysis of water. In a circuit, electrons flow from the anode to the cathode. When an electric current is passed through water with an electrolyte, positively charged hydrogen ions ( $\text{H}^+$ ) are drawn to the cathode. At the cathode, two hydrogen ions ( $\text{H}^+$ ) gain two electrons to form molecules of hydrogen gas ( $\text{H}_2$ ), which bubble up from the cathode. Oxygen gas is produced at the anode as the oxygen ions in water give up electrons and combine to form oxygen molecules ( $\text{O}_2$ ).

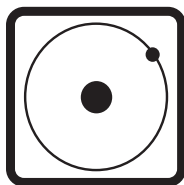
Hydrogen gas is lighter (less dense) than air and is combustible—it burns quickly when an ignition source such as a flame is introduced. Oxygen gas is about the same density as air and facilitates combustion. When a glowing ember, for example, is introduced into a high concentration of oxygen, the ember will re-ignite.



# Electrolysis Apparatus







# Electrolysis Exploration

## Safety Warning

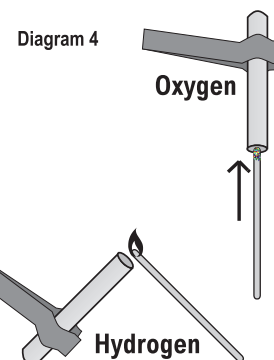
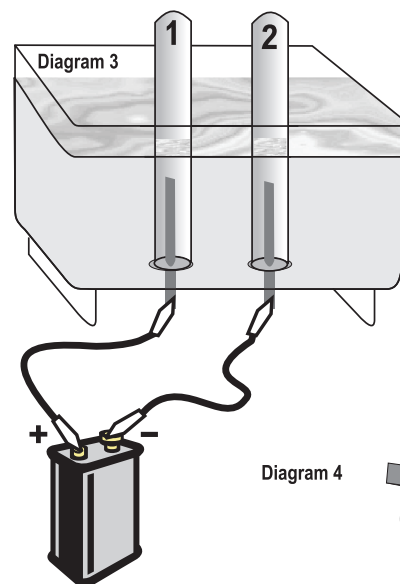
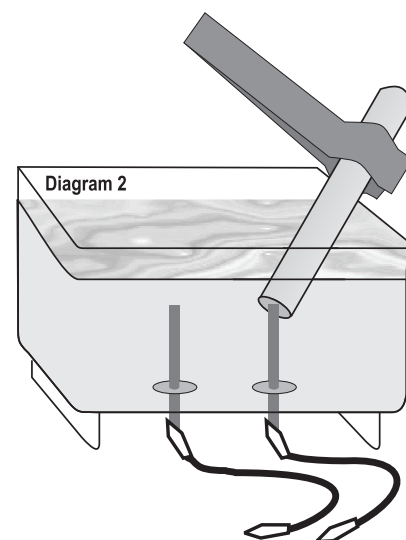
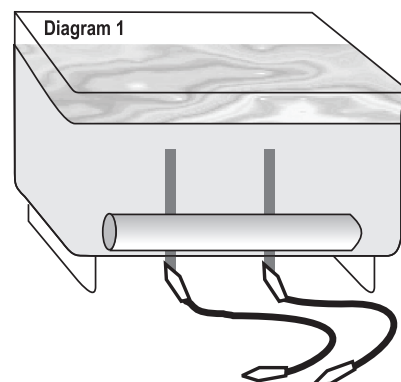
WEAR EYE PROTECTION. FOLLOW ALL LAB SAFETY PROCEDURES. The electrolyte solution you will be using is diluted sodium sulfate ( $\text{Na}_2\text{SO}_4$ ). It can irritate body tissues. If the solution gets into your eyes, wash out your eyes in the eyebath immediately and report the incident to your teacher. If any solution comes into contact with your skin, immediately wash your skin well to remove the solution. You will also be using an open flame.

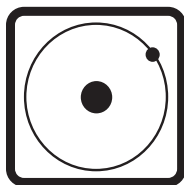
## Preparation

1. Attach the alligator clips to the electrodes on the bottom of the electrolysis apparatus. (Diagram 1)
2. Fill the electrolysis apparatus with the electrolyte solution to about 1 cm above the tips of the electrodes. (Diagram 1)
3. Immerse one test tube into the electrolysis apparatus to fill it with the electrolyte solution. (Diagram 1)
4. Grip the test tube with the tongs and invert it onto one of the electrodes without lifting the mouth of the tube out of the electrolyte solution to make sure the tube remains filled with the solution. Fill the other test tube in the same manner. (Diagram 2)
5. Connect the alligator clips to the terminals of the 9-volt battery. (Diagram 3)
6. You should immediately observe bubbles rising into both tubes. If you do not observe them, check your connections.

## Procedure

1. Note on the *Electrolysis Data Recording Form* which electrode is connected to the anode of the battery and which one is connected to the cathode, using Tube 1 and Tube 2 designations.
2. Record the gas volumes in the test tubes at 3-minute intervals for 30 minutes or until one of the test tubes is nearly full of gas.
3. Disconnect the battery from the apparatus.
4. Record the color of the gases in the test tubes.
5. From your reading, determine which test tube contains hydrogen gas and which one contains oxygen gas.
6. These procedures must be conducted quickly or the gas will escape! Have your partner light a splint. Use the tongs to lift the oxygen tube straight up, keeping it inverted. Quickly shake the tube to remove excess liquid and have your partner blow out the flame on the splint. Insert the splint straight up into the tube without touching the sides. Record your observations. (Diagram 4)
7. Remove the hydrogen tube using the tongs and keep it inverted. Have your partner re-light the splint. Turn the tube to a 45° angle tilted up, and immediately bring the splint close to the mouth of the tube. Record your observations. (Diagram 4)





# Electrolysis Data Recording Form

Anode Connection: Test Tube # \_\_\_\_\_

Cathode Connection: Test Tube # \_\_\_\_\_

Hypothesis—Gas in Tube 1: \_\_\_\_\_

Gas in Tube 2: \_\_\_\_\_

## Data

### Physical Property—Color of Gas Produced

Hydrogen: \_\_\_\_\_

Oxygen: \_\_\_\_\_

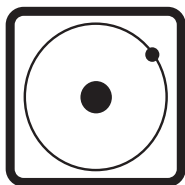
### Chemical Property

Hydrogen—Burning Splint: \_\_\_\_\_

Oxygen—Glowing Splint: \_\_\_\_\_

### Gas Volumes Produced and Ratios

TIME (MIN)	VOLUME OF TUBE 1 (cc or mL)	VOLUME OF TUBE 2 (cc or mL)	RATIO (Hydrogen Volume: Oxygen Volume)
3			
6			
9			
12			
15			
18			
21			
24			
27			
30			



# Element Models

## Background

---

A covalent bond exists between atoms that share electrons. An ordinary hydrogen atom has one proton and one electron. Hydrogen gas ( $H_2$ ) is a **diatomic** (two atom) **molecule** that shares the two electrons. An ordinary oxygen atom has eight protons, eight neutrons, and eight electrons. Oxygen gas ( $O_2$ ) is a diatomic molecule that shares four electrons in the outer levels of the atoms to form a double bond. In a water molecule ( $H_2O$ ), the single electron of each hydrogen atom is shared with one of the six outer-energy level electrons of the oxygen, leaving four electrons that are organized into two non-bonding pairs.

## Key Terms

---

- covalent bond
- diatomic
- energy level (shell)
- atom
- proton
- neutron
- electron
- molecule

## Overview

---

In this activity, you will create clay models of hydrogen and oxygen atoms, and hydrogen and water molecules.

## Materials

---

- 3 Colors of modeling clay
- Plastic straws
- Scissors

## Procedure

---

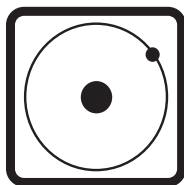
1. Use one color of clay to represent protons, another color to represent neutrons, and a third color to represent electrons. *Remember that protons and neutrons are much bigger than electrons when you're making your models.*
2. Use different lengths of plastic straws to represent the chemical bonds between atoms and the electron energy levels, attaching the electrons to the ends of the straws representing the energy levels. *Remember that the first energy level can hold two electrons and the second energy level can hold up to eight electrons.*
3. Create three-dimensional clay models of a hydrogen atom, a hydrogen molecule, an oxygen atom, and a water molecule, in that order. Your teacher will direct you to create one model at a time, approving each model before you move to the next model.
4. Draw diagrams of each of your models and label each part in the space below or in your science notebook.

Hydrogen Atom

Hydrogen Molecule

Oxygen Atom

Water Molecule



# What is a Fuel Cell?

In principle, a fuel cell operates like a battery. Unlike a battery, a fuel cell does not run down or require recharging. It can produce energy in the forms of electricity and heat as long as fuel is supplied. A fuel cell consists of an electrolyte membrane sandwiched between two catalyst-coated electrodes. Oxygen passes through one electrode and hydrogen through the other, generating electricity, water, and heat.

▪ Hydrogen gas ( $H_2$ ) from a storage tank is fed into the anode of the fuel cell. When the gas comes in contact with the catalyst, the hydrogen molecules split into hydrogen ions ( $H^+$ ) and electrons ( $e^-$ ). The positively charged hydrogen ions, attracted by the negatively charged oxygen ions, pass through the electrolyte membrane to the cathode. The membrane does not allow electrons to pass through, so the electrons flow through a separate circuit (that can be used to do work) as they travel to the cathode. Oxygen molecules from the air enter the fuel cell through the cathode, split into oxygen atoms, and pick up two electrons to become oxygen ions ( $O^{2-}$ ). At the cathode, two hydrogen ions and one oxygen ion combine to form a molecule of water, which exits the fuel cell through the cathode.

## ★ Overview

In this activity, students will assume roles to simulate a fuel cell system.

Fifteen students are needed for the simulation to assume the following roles:

- 2 Anodes (A hang tags)
- 2 Cathodes (CA hang tags)
- 2 Polymer Electrolyte Membranes—PEMs (P hangtags)
- 4 Hydrogens (hang tags with H on one side and  $H^+$  on the other)
- 2 Oxygens (hang tags with O on one side and  $O^{2-}$  on the other)
- 3 Circuit Members (C hang tags)

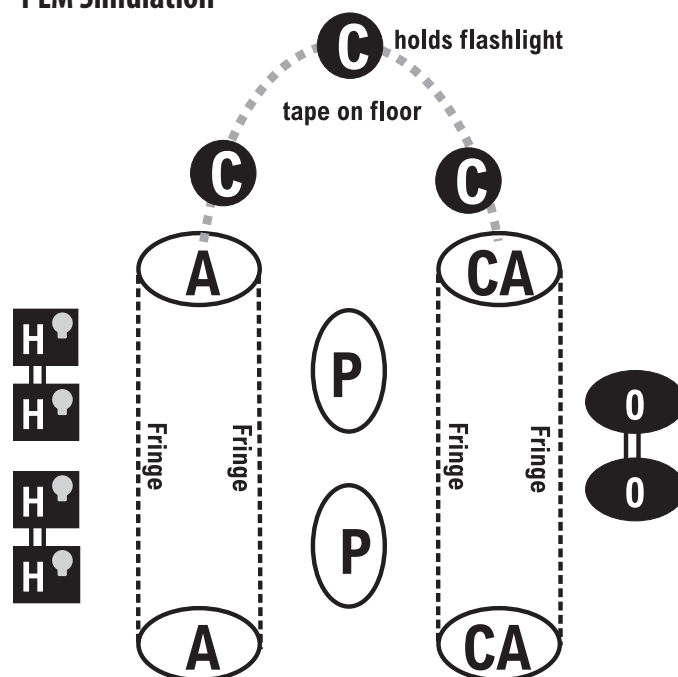
## 📄 Materials

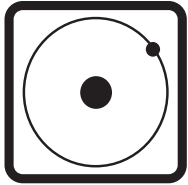
- 4 Pieces of fringe six feet long to represent the anode and cathode
- 4 Flashing bulbs to represent electrons
- 1 Flashlight to represent work being done
- 1 Piece of colored tape 12 feet long to represent the external circuit
- 15 Hang tags (see roles above)

## ☑ Procedure

1. Choose roles, put on hang tags, hold the equipment you need, and use the diagram to set up the activity.
2. Simulate the fuel cell system several times, switching students' roles after each simulation.
3. Draw a diagram of a fuel cell and explain how it works using all of the roles in the simulation.

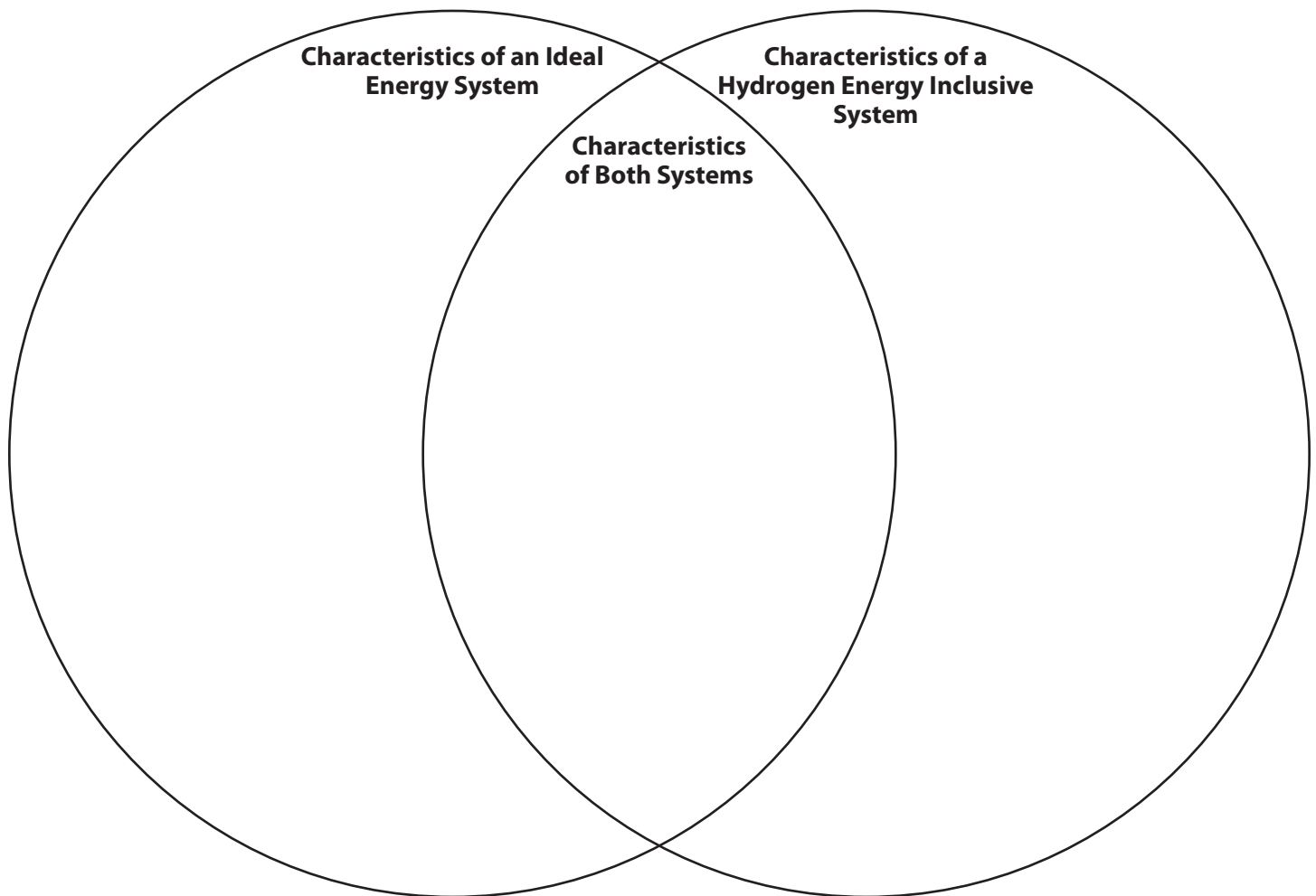
### PEM Simulation



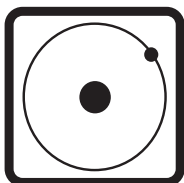


# Hydrogen in Our Energy System

Use the informational text to complete the Venn diagram below to compare an ideal energy system to one that incorporates the use of hydrogen. Underline the most important problem with reaching the goal of a hydrogen economy and write a paragraph explaining why you think it is important and what you think should be done to solve the problem.







# Glossary

<b>absorption</b>	a process in which one substance permeates another
<b>adsorption</b>	the attachment of molecules of gases, liquids, or dissolved substances to a solid surface
<b>anode</b>	the electrode of a fuel cell or battery that produces electrons
<b>atom</b>	the smallest unit of an element that can exist alone or in combination
<b>atomic mass</b>	the average mass of one atom of an element
<b>atomic number</b>	the number of protons in an atom's nucleus
<b>biomass</b>	organic materials used as fuel
<b>biomass gasification</b>	process in which wood chips and agricultural wastes are superheated until they turn into hydrogen and other gases
<b>carbon dioxide (CO<sub>2</sub>)</b>	a colorless, odorless, incombustible gas formed during respiration, combustion, and organic decomposition; an important greenhouse gas
<b>carbon monoxide (CO)</b>	a colorless, odorless, poisonous gas, produced by incomplete burning of carbon-based fuels, including gasoline, oil, and wood
<b>catalyst</b>	a substance that increases the rate of a chemical reaction without being produced or consumed in the reaction
<b>cathode</b>	the electrode of a fuel cell or battery that consumes electrons
<b>centralized generation</b>	generation of electricity that is produced in large quantities off-site and then distributed to the consumers
<b>chemical energy</b>	the potential energy that is stored in the bonds of molecules
<b>circuit</b>	the path through which an electrical current flows
<b>coal gasification</b>	process of turning coal into gases using high temperature and pressure, then mixing the gases with steam to produce hydrogen
<b>combustion</b>	rapid chemical reaction of oxygen with a substance, producing light and heat
<b>compound</b>	two or more elements chemically bonded together
<b>conductor</b>	a substance that conducts heat or electricity
<b>covalent bonding</b>	bonds that occur when atoms are held together with shared electrons
<b>decomposed</b>	broken down into basic elements
<b>decomposition reaction</b>	a reaction that separates a substance into two or more different substances
<b>diatomic molecule</b>	a molecule with two atoms
<b>dissociate</b>	the breaking of a compound into its components
<b>distributed generation</b>	generation of electricity at or near the location of consumption
<b>distribution system</b>	the network of wires and other equipment that delivers electricity
<b>dry cell</b>	a voltaic cell in which the electrolyte is a paste
<b>electrical charge</b>	a force within a particle
<b>electricity</b>	a form of energy that is created by the flow of electrons
<b>electrochemical energy conversion device</b>	a device such as a battery or fuel cell that uses a chemical reaction to produce electricity
<b>electrochemistry</b>	branch of chemistry studying production of electricity by chemical reactions and chemical changes
<b>electrode</b>	a conductor that can carry electrons to or from a substance
<b>electrolysis</b>	a process that uses an electric current to break a molecule apart

<b>electrolyte</b>	a substance whose water solution conducts an electrical current due to the presence of ions
<b>electron</b>	a subatomic particle that has a negative charge found in an orbit around the nucleus
<b>element</b>	a substance in which all of the atoms are chemically identical
<b>endothermic reaction</b>	a chemical reaction that requires the input of energy
<b>energy</b>	the capacity to do work or make a change
<b>energy carrier</b>	a substance or system that moves energy in a usable form from one place to another (for example, electricity)
<b>energy efficiency</b>	the ratio of output energy per unit of input energy
<b>energy level (shell)</b>	an orbit around the nucleus of an atom in which electrons are found
<b>fossil fuel</b>	a fuel created by the decomposition of ancient organic materials
<b>fuel cell</b>	a device that produces a reaction between chemicals and generates an electric current in the process; a fuel cell does not run down or require recharging
<b>fusion</b>	a process in which atomic nuclei combine and release a large amount of energy
<b>greenhouse gas</b>	a gas that causes heat to be trapped in the atmosphere, inhibiting the cooling of the earth's surface
<b>hydrogen</b>	the lightest and most abundant element; most hydrogen atoms consists of one proton and one electron
<b>ion</b>	an atom that has a net charge due to the loss or gain of an electron
<b>ionic bonding</b>	an attraction between oppositely charged ions that bonds two atoms
<b>isotope</b>	atoms of the same element, with differing numbers of neutrons
<b>membrane</b>	a material that forms a barrier and allows selective materials to pass
<b>methane (CH<sub>4</sub>)</b>	a greenhouse gas that is a main ingredient in natural gas
<b>microbial production</b>	a process in which algae and bacteria under certain conditions use sunlight to produce hydrogen
<b>molecule</b>	the smallest particle of a covalently bonded compound; consists of atoms joined by covalent bonds
<b>neutron</b>	a subatomic particle that has no electrical charge found in the nucleus
<b>nonrenewable</b>	a resource that cannot be replenished in a short time and is considered finite
<b>nuclear thermochemical production</b>	process in which extremely high heat produced from a controlled nuclear reaction is used to decompose water into hydrogen and oxygen gases
<b>nucleus</b>	the center of an atom that includes the neutrons and protons
<b>oxidation</b>	a chemical reaction in which atoms or ions lose electrons
<b>oxygen</b>	a colorless, odorless gas; stable oxygen atoms consist of eight protons, eight neutrons and eight electrons
<b>periodic table</b>	the arrangement of chemical elements by their physical and chemical properties
<b>photoelectrolysis</b>	a process that uses sunlight to split water into hydrogen and oxygen
<b>polar molecule</b>	a molecule that has both negative and positive poles
<b>polymer</b>	a large molecule made of many small repeating molecules
<b>polymer electrolyte or proton exchange membrane (PEM)</b>	an electrolyte membrane that conducts positive ions and blocks negative ions
<b>proton</b>	a subatomic particle with a positive charge found in the nucleus
<b>radiant energy</b>	energy in the form of electromagnetic waves; energy from the sun
<b>reduction</b>	a chemical reaction in which atoms or ions gain electrons
<b>renewable</b>	a resource that is inexhaustible or can be replenished in a short period of time
<b>steam reforming</b>	an industrial process that uses high-temperature steam to separate hydrogen from the carbon atoms in methane (CH <sub>4</sub> )
<b>subatomic</b>	smaller than an atom
<b>valence electron</b>	electron in the outermost energy level
<b>voltaic cell</b>	a cell that converts chemical energy to electricity; a battery
<b>water (H<sub>2</sub>O)</b>	a clear, colorless, odorless, tasteless liquid that is essential for most plant and animal life

# NEED National Sponsors and Partners

American Association of Blacks in Energy  
American Chemistry Council  
American Electric Power  
American Electric Power Foundation  
American Solar Energy Society  
American Wind Energy Association  
Appalachian Regional Commission  
Aveva  
Arkansas Energy Office  
Armstrong Energy Corporation  
Association of Desk & Derrick Clubs  
Robert L. Bayless, Producer, LLC  
BP  
BP Alaska  
C&E Operators  
Cape and Islands Self Reliance  
Cape Cod Cooperative Extension  
Cape Light Compact–Massachusetts  
L.J. and Wilma Carr  
Central Virginia Community College  
Chevron  
Chevron Energy Solutions  
ComEd  
ConEdison Solutions  
ConocoPhillips  
Council on Foreign Relations  
CPS Energy  
Dart Foundation  
David Petroleum Corporation  
Desk and Derrick of Roswell, NM  
Dominion  
Dominion Foundation  
DTE Energy Foundation  
Duke Energy  
East Kentucky Power  
El Paso Foundation  
E.M.G. Oil Properties  
Encana  
Encana Cares Foundation  
Energy Education for Michigan  
Energy Training Solutions  
Energy Solutions Foundation  
Energy  
Equitable Resources  
First Roswell Company  
Foundation for Environmental Education  
FPL  
The Franklin Institute  
GenOn Energy–California  
Georgia Environmental Facilities Authority  
Government of Thailand–Energy Ministry  
Guam Energy Office  
Gulf Power  
Halliburton Foundation  
Hawaii Energy  
Gerald Harrington, Geologist  
Houston Museum of Natural Science  
Hydro Research Foundation  
Idaho Department of Education  
Idaho National Laboratory  
Illinois Clean Energy Community Foundation  
Independent Petroleum Association of America  
Independent Petroleum Association of New Mexico  
Indiana Michigan Power  
Interstate Renewable Energy Council  
iStem–Idaho STEM Education  
Kansas City Power and Light  
KBR  
Kentucky Clean Fuels Coalition  
Kentucky Department of Education  
Kentucky Department of Energy Development and Independence  
Kentucky Oil and Gas Association  
Kentucky Propane Education and Research Council  
Kentucky River Properties LLC  
Kentucky Utilities Company  
Lenfest Foundation  
Littler Mendelson  
Llano Land and Exploration  
Los Alamos National Laboratory  
Louisville Gas and Electric Company  
Maine Energy Education Project  
Maine Public Service Company  
Marianas Islands Energy Office  
Massachusetts Division of Energy Resources  
Lee Matherne Family Foundation  
Michigan Oil and Gas Producers Education Foundation  
Midwest Energy Cooperative  
Mississippi Development Authority–Energy Division  
Montana Energy Education Council  
The Mosaic Company  
NADA Scientific  
NASA  
National Association of State Energy Officials  
National Fuel  
National Grid  
National Hydropower Association  
National Ocean Industries Association  
National Renewable Energy Laboratory  
Nebraska Public Power District  
New Mexico Oil Corporation  
New Mexico Landman’s Association  
New Orleans Solar Schools Initiative  
New York Power Authority  
NSTAR  
OCI Enterprises  
Offshore Energy Center  
Offshore Technology Conference  
Ohio Energy Project  
Pacific Gas and Electric Company  
PECO  
Petroleum Equipment Suppliers Association  
Phillips 66  
PNM  
Puerto Rico Energy Affairs Administration  
Puget Sound Energy  
Rhode Island Office of Energy Resources  
RiverWorks Discovery  
Roswell Climate Change Committee  
Roswell Geological Society  
Sacramento Municipal Utility District  
Saudi Aramco  
Schneider Electric  
Science Museum of Virginia  
C.T. Seaver Trust  
Shell  
Snohomish County Public Utility District–WA  
Society of Petroleum Engineers  
SolarWorld USA  
David Sorenson  
Southern Company  
Southern LNG  
Southwest Gas  
Space Sciences Laboratory–University of California Berkeley  
Tennessee Department of Economic and Community Development–Energy Division  
Tennessee Valley Authority  
Toyota  
TXU Energy  
United States Energy Association  
University of Nevada–Las Vegas, NV  
U.S. Department of Energy  
U.S. Department of Energy–Hydrogen Program  
U.S. Department of Energy–Office of Energy Efficiency and Renewable Energy  
U.S. Department of Energy–Office of Fossil Energy  
U.S. Department of Energy–Wind for Schools  
U.S. Department of Energy–Wind Powering America  
U.S. Department of the Interior–Bureau of Land Management  
U.S. Department of the Interior–Bureau of Ocean Energy Management, Regulation and Enforcement  
U.S. Energy Information Administration  
U.S. Environmental Protection Agency  
Van Ness Feldman  
Virgin Islands Energy Office  
Virginia Department of Education  
Virginia Department of Mines, Minerals and Energy  
Walmart Foundation  
Washington and Lee University  
Western Kentucky Science Alliance  
W. Plack Carr Company  
Yates Petroleum Corporation